

INTRODUCTION TO BROOM MAKING

THE TURKEY TAIL WHISK

*Sally Ray, sally@8thray.com
Craftcation conference 2026*

BROOM TYPES

Whisk

Turkey / Hen wing

Rooster tail

Hawktail

Sweeper

Besom

Cobwebber



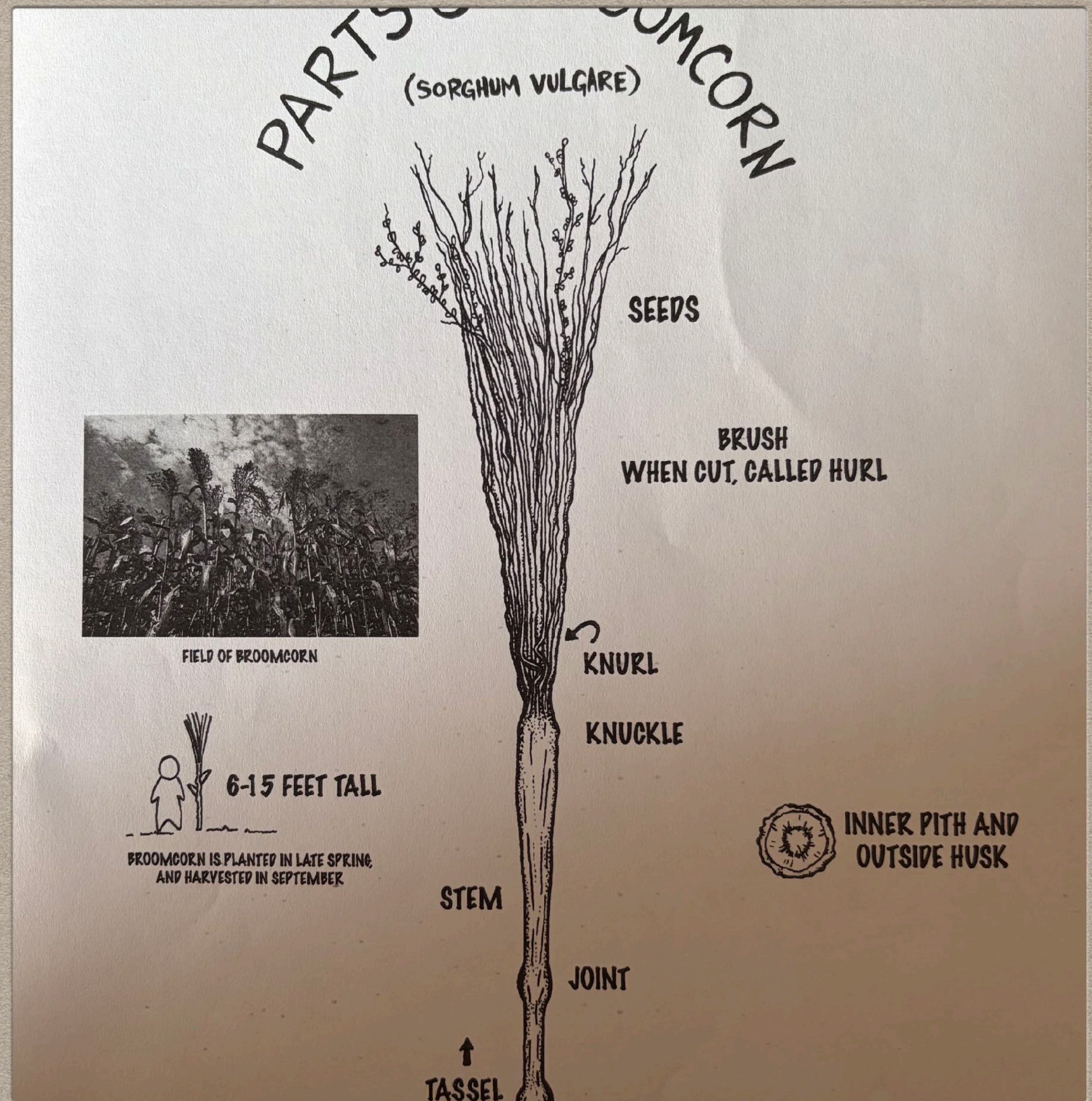
SUPPLIES:

BROOM CORN

Sorghum vulgare plant
(Or other fiber)

"Craft Broomcorn"-
attached to the stalk

"Hurl" - trimmed from the stalk



SUPPLIES:

HAVE WITHIN REACH

- *BROOM CORN*
- *TWINE ON FOOT BRAKE*
- *JERK STRING*
- *HANGER*
- *SCISSORS*
- *LIGHTER*



- WORK FROM THE BOTTOM UP (SWEEP END)
TOWARD THE TOP (HANDLE)





HANDLE-ROUND

SWEEP-FLAT



(I grip the bundle overhand, not like this)



BODIES

TRY YOUR BEST TO KEEP YOUR BACK & NECK STRAIGHT WHILE MAKING & BE KIND TO YOURSELF IF YOU SLIP UP/SLOUCH. JUST CORRECT & KEEP GOING!

IF YOU HAVE DEXTERITY LIMITATIONS, TRY A SINGLE KNOT (OR NONE) AT THE END OF YOUR TWINE - OR ASK A FRIEND TO HELP!

IT IS POSSIBLE TO CREATE A POINT OF TENSION FROM THE CEILING INSTEAD OF THE FLOOR FOR THOSE WITH LEG/BACK CONCERNS.

ONCE YOU START BINDING IT'S HARD TO STOP, SO MAKE SURE YOU ARE HYDRATED & HAVE ALL TOOLS AT HAND.

POSITION YOURSELF IN A CHAIR WITH GRASS ON YOUR LAP & FEET ON THE BOARD, THE TWINE STRAND BETWEEN. THE BOARD WILL TWIRL UNDER YOUR FEET FROM THE TENSION (NOISY!) TO UNFURL THE TWINE YOU NEED, LIKE A SPOOL.

-CATE O'CONNELL-RICHARDS

WWW.CATEOCONNELLRICHARDS.COM

TWINE FEEDS FROM THE TOP,
OR FRONT SIDE







SWEEP END POINTS TOWARD YOU DOMINANT HAND




ALIGN SWEEP ENDS



BEGIN ABOUT 1/3 THE LENGTH FROM THE BOTTOM (SWEEP) END





BURY KNOT IN CENTER OF BUNDLE

ROTATE TOWARD YOU



ADD BUNDLE UNDER TWINE IN FRONT



KEEP FLAT, BUNDLES SIDE BY SIDE





CONTINUE ADDING BUNDLES



KEEP SWEEP ENDS ALIGNED






TILT BROOM TO MAKE A "VEE"



STRAIGHTEN BACK TO HORIZONTAL



ADDING JERK STRING





WRAP JERK STRING AND HANGER
AT LEAST 4X




HOLD TENSION WITH THUMB





FEED CUT END THROUGH LOOP



PULL JERK STRING



TIPS:



- *KEEP TENSION!*
- *SWEEP END OF THE CORN POINTS TOWARD YOUR DOMINANT HAND*
- *PLACE BUNDLES NEXT TO EACH OTHER AND KEEP SWEEP END FLAT WHILE TYING*
- *DON'T BE AFRAID TO START AGAIN*

SUPPLIES:

<https://www.caddysupply.com/>

<https://www.meckleybrooms.com/>

AMAZON

ETSY

INSPIRATION:

<https://www.hearthcraftbrooms.com/>

<https://www.mergwerks.com/>

<http://cateoconnellrichards.com>



ROOSTER TAIL, HAWKTAIL, PLAITED HANDLES



MORGAN PELL



<https://www.mergwerks.com/>



ALYSSA BLACKWELL

<https://www.hearthcraftbrooms.com/>



CATE O'CONNELL RICHARDS

<https://www.cateoconnellrichards.com/>

THANKS MARK!

MEASURED AND WOUND
TWINE ON
30 FOOT BRAKES !

