



Flower Pounding

The Art of Flower Pounding

Flower Pounding, also known as Tataki Zome or “hammer dye”, is a natural dying technique originated in Japan. The process is simple, using a hammer to transfer the natural pigment of the flower and other plant materials onto fabric or paper.

Fabric Prep

It's best to use natural fibers like cotton, silk, linen or hemp. In order for the natural dyes of the flowers to stick to your fabric you should mordant the fabric prior to pounding your flowers.

What is a mordant? - A mordant is a solution that is used to help dyes bind to fabric. It acts as a bridge between the dye and the fiber to help create a long lasting color.

Types of mordant - Aluminum Trifromate, Alum and Soda Ash

Mordant Recipe -Weight of Fiber (WOF) Method

1. Weigh your fabric
2. Calculate 10% of the of the total weight of your fabric, that is the amount of Aluminum Trifromate to use (For example: 20 grams of fabric = use 2 grams of aluminum trifromate)
3. Dissolve Aluminum Trifromate in warm tap water (about 2-3 cups worth)
4. Fill bucket up with tap water, make sure you have enough to cover your fabric
5. Mix in dissolved Aluminum Trifromate in bucket of water
6. Add fabric in water, if you need more water to cover fabric add to bucket - you want to make sure it's full submerged and push out all air bubbles trapped under fabric
7. Let fabric sit in mordant mixture for at least 4 hours, mix and rotate fabric every few hours
8. Remove fabric from mixture and ring out
9. Let air dry

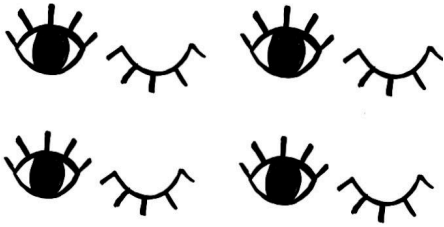
Best Flowers To Use

It's best to use fresh flowers with vibrant colors. Flowers with flat petals and less density of petals work best.


- | | | |
|--------------|-------------|-----------------|
| ❖ Pansies | ❖ Violas | ❖ Hibiscus |
| ❖ Daisies | ❖ Phiox | ❖ Coreopsis |
| ❖ Dandelions | ❖ Cosmos | ❖ Ballon Flower |
| ❖ Petunias | ❖ Marigolds | ❖ Delphinium |
| ❖ Zinnias | ❖ Stock | |

Creating Repeated Patterns

Single Repeat




Brick Repeat



Half Drop Repeat



Radiating



Plan Your Design

Thinking about your layout and design, take some time to sketch out your vision. Your design can be an all-over pattern or a border print or a composted scene.