

CHAT, TEACHER & CLASSROOM

NAME

Shelly Mowinkel

DATE




6/9 | 3:00

TOPIC

Using Chat Effectively to Create Lesson Plans

LEARNING OUTCOMES

At the end of the lesson, the teachers will be able:

-  create effective prompts and interactions.
-  use AI responsibly and ethically.
-  analyze lesson and take it from "AI to My Lesson".

TO BE SUCCESSFUL...

- Technology
- Analytical Skills
- Reflective Skills

WHAT YOU NEED TO KNOW...

- This session is to help you work SMARTER and more EFFICIENTLY
- Build YOUR content clues
- Best prompts are LAYERED
 - INTERACTIONS are a must
- AI is DIFFERENTIATION on demand.

MOST IMPORTANT TIP #1

DO NOT share SENSITIVE information.
(As the data may be used for machine training.)

AI HELPS WITH...

- Brainstorming
- Differentiating Instruction
- Creating Assessments

AI DOESN'T...

- BUILD relationships!
- PROVIDE professional judgment.
- KNOW your students.

AI is NOT the EXPERT in your CLASSROOM.

COMPARISON

CLAUDE

- Instructional Planning with Strong Organization
- Comprehensive

CHAT

- Fast
- Creative
- Classroom Ready?

MagicSchool

- Educational Platform
- Knows the educational lingo

PROMPTS

- Act as instructions to guide the AI tool of choice
 - Aligns with students' needs, teaching strategy, goals, and known materials

PRACTICE PROMPTS/INTERACTIONS

- 3-layered is a great starting point to create your prompt
 - Clearly state the objective, lesson, and grade level
 - Duration
 - Provide a Strategy
 - Assessment - Informal or Formal
- The above creates a GOOD Starting Point

THINK - PAIR - SHARE - WHAT DID WE DO WELL? NOT DO WELL?

NOW LET'S INTERACT

- 5-7 Interactions will jump your lesson to a "GREAT" lesson.
 - Interactions will depend on what you analyze/reflect on in your prompts.

WHAT MOST TEACHERS FORGET...

- BUILD relationships!
- PROVIDE professional judgment.
- KNOW your students.

AI is NOT the EXPERT in your CLASSROOM.

TRANSFORMING THE AI LESSON

How do I get this lesson to “MY LESSON”




Transforming the AI Lesson to Teacher-Owned

- Do I believe this?
 - Did I verify the facts, data, formulas, scientific information, etc.?
 - Did I check vocabulary definitions?
 - Did I confirm videos and/or links (make sure they exist)?
 - Did I check outdated information?
 - Would I back up this lesson in front of my students?
- Check back to Objectives/Essential Learns
- “Know Your Students Filter”
 - Are there any sensitive cultural references and/or political references?
 - Does the lesson connect with prior knowledge?
 - Will your students be challenged?
 - Will students with IEPs/504s/ELLs learn and be supported?
 - Even think about your class dynamics?
 - Example for me: transition time is critical (I had a class last semester that would get off task in a heartbeat.)
- Pacing Reality Test
 - Pro Tip I learned - AI loves to focus on the HOOK
 - Critically think about your pacing compared to the lesson - what can you eliminate? What do you need to expand upon?
 - Make sure you have a clear opening, middle, and closing.
- Clarity Test
 - Read directions - You do not want ambiguity!
 - Does this lesson sound HUMAN (Like YOU) or does it sound like a textbook?
 - My students can instantly tell when one of my lessons is textbook-driven.
 - Could a sub lead this lesson for you? 😊

TRANSFORMING THE AI LESSON CONTINUED...

- Engagement Test
 - Are your students doing something/anything?
 - Is it challenging but NOT overwhelming?
- “What Could Go Wrong” Test
 - TECHNOLOGY?
 - Is there something YOU are not comfortable teaching?
 - Do you eliminate or do you take time to LEARN more about?
- Ownership
 - ADD YOUR VOICE
 - As stated above:
My students can immediately tell if the lesson is MINE or from a textbook/from someone else.
- Back to Objectives/Essential Learns
 - The final step is to revisit your objectives and essential learning goals.
 - Ask yourself: Is this lesson crucial for your classroom learning, or is it merely an enhancement to your teaching?
 - Consider whether this lesson provides additional information that is not necessary for achieving the overall objectives of your class.

TODAY YOU LEARNED...

-  to create effective prompts and interactions.
-  to use AI responsibly and ethically.
-  to analyze lesson and take it from “AI to My Lesson”.

PRO TIP #2

- Always, always review information accurately.

ANY QUESTIONS

IT'S ALWAYS A GREAT DAY WHEN YOU LEARN ONE NEW THING!