




**Leveraging FFA  
Supporters and Ag  
Education Advisory  
Committees for  
Program Success**

A background image showing several scientists in a laboratory setting. They are wearing white lab coats and hard hats (one pink, others white). They are focused on their work, with some holding clipboards and pens. In the foreground, there are red trays containing biological specimens, possibly tissue or organs, on a white surface. The overall scene is brightly lit and professional.

# **Monty Larsen and Stacie Turnbull**

**ALEC Department, University of  
Nebraska-Lincoln**



**Great ag programs are not built by one teacher. They are built by a community.**

<b>FFA Supporters</b>	<b>Advisory Committee</b>
Hands & feet	Brains & voice
Fundraising & events	Program direction & advocacy
Parents & community helpers	Industry & community leaders
Short-term help	Long-term vision
“How can we help?”	“Where should this program go?”

# What FFA Supporters Are and Are Not

## They are:

- Volunteer workforce
- Fundraising engine
- Event helpers
- Parent engagement vehicle

## They are not:

- Curriculum planners
- Program decision makers
- Advisory board



# What Advisory Committees Are and Are Not

## They are:

- Industry and community experts
- Program advocates to administration
- Long-range planners
- Accountability partners

## They are not:

- Event volunteers
- Fundraisers
- Parents helping with banquets



## PURPOSE OF AN ADVISORY COUNCIL

- Connect classroom learning to industry needs.
- Provide feedback on curriculum and equipment.
- Advocate for program support and funding.
- Strengthen community partnerships.

[Advisory Council Functions](#)






Acts in a helping  
or advisory  
capacity — not a  
governing  
capacity.

# WHO SHOULD BE ON YOUR ADVISORY GROUP?

- Agricultural business leaders
- Local farmers and ranchers
- Alumni and FFA supporters
- School administrator
- Post-secondary partners
- Current students/parents



# ROLES & RESPONSIBILITIES

- Attend regular meetings
- Provide input on program improvement
- Support student opportunities (internships, field trips)
- Assist in fundraising and public relations
- Promote the program in the community

# EFFECTIVE MEETING PRACTICES

- Set a clear agenda and send it in advance.
- Use data and updates to inform discussion.
- Include student presentations or demonstrations.
- Follow up with minutes and action items.
- Celebrate program success.

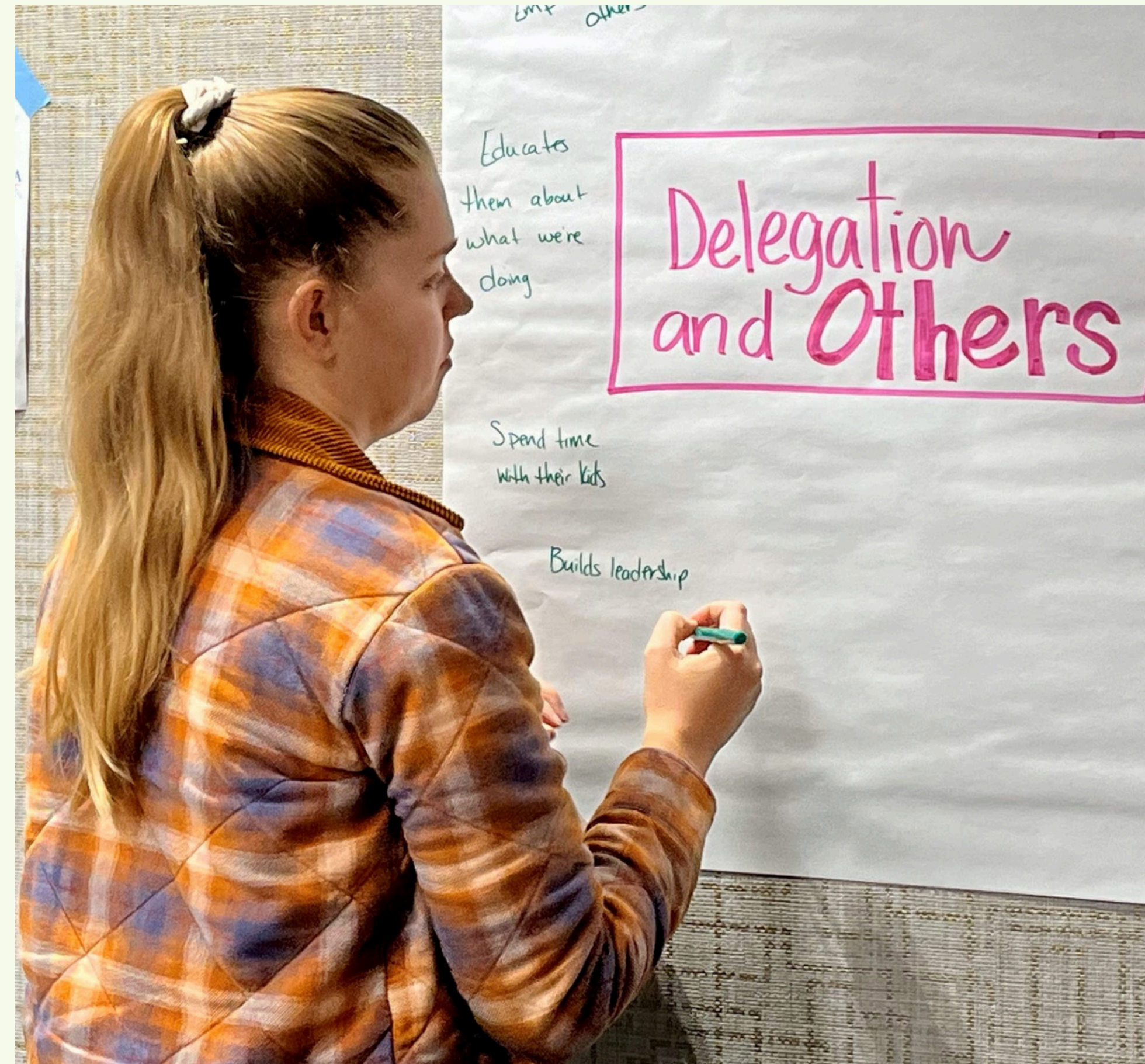


# SAMPLE AGENDA

- Welcome and opening remarks.
- Introduction of committee members, key school officials and teachers.
- Statement of the role of the committee and expectations.
- Brief sketch of the history and background of the school.
- Descriptions of and objectives of the agricultural education program.
- A brief outline of concerns in the school and agricultural education program.
- Future plans for expansion of the school or specific program.
- Standards and any state plan/requirements for agricultural education.
- Discussion about committee vision for the local agricultural education program.
- Organization— selection of chairperson and secretary; dates and times for meetings.

# BENEFITS OF AN ADVISORY COUNCIL

- Increased community investment.
- Better alignment with workforce needs.
- Enhanced student opportunities.
- Support for teacher and program growth.
- Long-term program sustainability.



# ADVISORY COUNCIL VS. FFA ALUMNI OR BOOSTER CLUBS



## 1. **Advisory council**

2. Advises on curriculum & direction.
3. Broad community representation.
4. Program-focused

## **Alumni/Boosters**


- Provides volunteer & financial support.
- Often includes former students and parents.
- Event or fundraising-focused.

# TOOLS AND RESOURCES

Agriculture Teachers Resource:

[Developing and managing an advisory committee](#)

[Textbook link](#)



# STEPS TO ESTABLISH YOUR ADVISORY COUNCIL

- Identify and invite diverse members.
- Set expectations and roles.
- Schedule regular meetings.
- Use feedback to improve the program.
- Recognize member contributions

[Step-by-step advisory committee implementation](#)



# ADVISORY COUNCIL CONCERNS

