



The Data Adoption Clinic



Coffee & Collaboration Cards



Please take a few cards and fill them out for trading during our networking today.

Our Team



Justine Ingram
Data Strategist
SDP Cohort 15



Dr. Peter Bartanen
Senior Data Analyst



Michaela Fernandez
Data Analyst

Key Objectives

Crowd-source solutions for:

- Managing data change
- Easing emotional resistance
- Aligning system design to user workloads
- Building trust between data builders and decision-makers

Our Tableau District Roll-out

Establish Stakeholder Groups



Partner with experts in district prior to dashboard development.



Identify subgroups of stakeholders to participate in Tableau User Groups.

Testing Data Tools

Pilot new tools with Tableau User Groups.




Listen to user experiences and collect feedback.



Create Feedback Loops

Communicate updates, changes, and errors fixed.



Promptly address user feedback.



Expand Rollout



Develop training tools and resources in partnership with pilot groups.



Expand rollout to additional stakeholders.

Definitions

Data Grief - Access to new or different data can sometimes lead to feelings like the fear of comparison, difficulty acknowledging results being different than expected, feelings of failure, and exhaustion

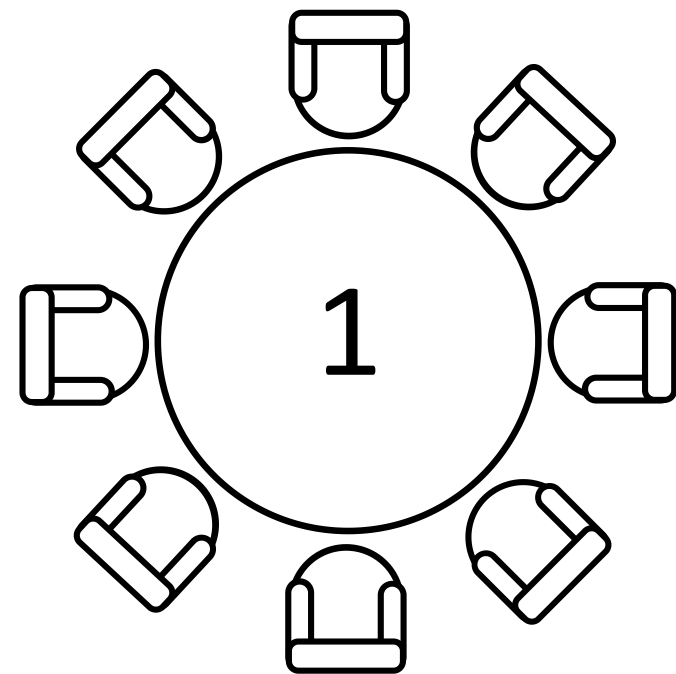
Stakeholders - Any users of your final product, experts on the data in your product, or those impacted by your product. Also your high-level resource allocation and those over policy and accountability.

Builders - Technical experts who translate data into visual tools. They focus on data integrity, dashboard/tool performance, and visual usability.

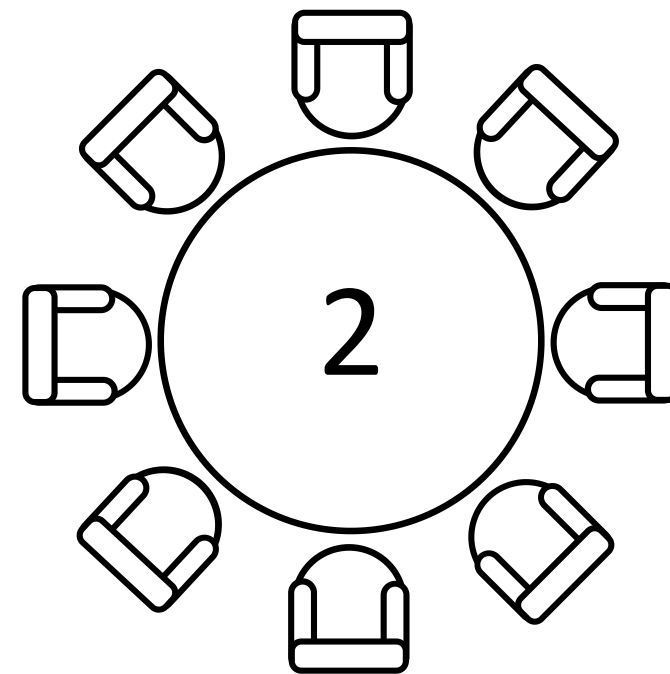
Users - Those who need to interact with the data to make decisions.

Today's Networking: Round Table Rotation

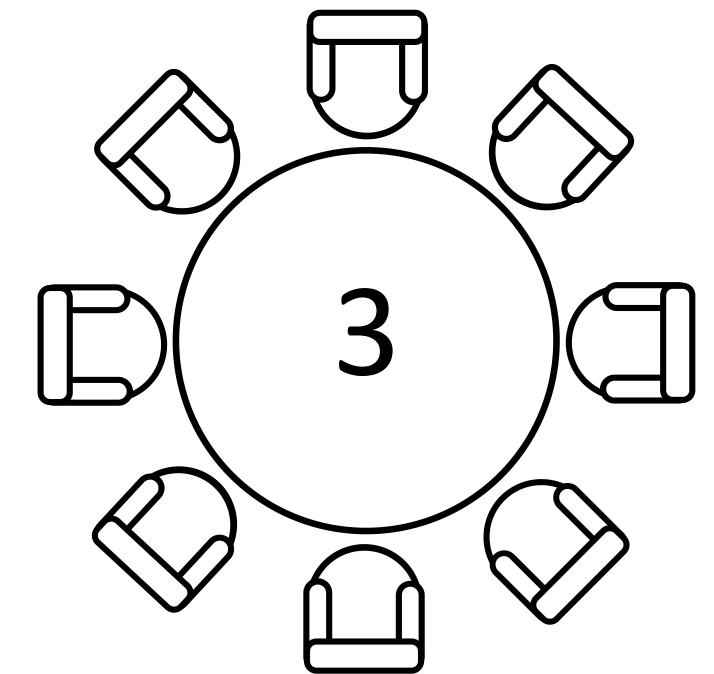
Taming Data Grief



Feedback & Intentional Design



Trusting the Builder



1. Bring your Solution Snapshot and Data Ally Cards
2. You will be directed to your next table by your facilitator

Table Rotation Number One

Topic
1

14:53

Table Rotation Number Two

Topic
2

14:53

Table Rotation Number Three

Topic
3

14:53

Report Out

Takeaways and/or Questions

Each table share the single best strategy your heard today.

End of Session Reminders



Remember to include empathy in your data rollout



Connect with your Data Allies you met today



Questions?

Thank You

Justine.Ingram@gilbertschools.net
Peter.Bartanen@gilbertschools.net
Michaela.Fernandez@gilbertschools.net

A close-up photograph of numerous white buttons scattered together. The buttons feature the text 'I ❤️ DATA' in a bold, black, sans-serif font, with a red heart symbol between 'I' and 'DATA'. Some buttons also have the words 'STRATEGIC DATA PROJECT' printed in a smaller font, often in red and black. The buttons are piled on top of each other, creating a sense of abundance and repetition. The lighting is soft, highlighting the texture of the buttons and the metallic fasteners.

Thank You