AMIRA

LEARNING

AMIRA Reports 101

Don’t forget to check in!

https://techtime26.sched.com/

Tosha Young
RADA

(Research, Assessment, Data, & Accountability)

Data and Assessment Resources Padlet

https://padlet.com/tosha_young/assessment_data

Important Terms

ISIP (Assess)	**Istation's Indicators of Progress** refers to anytime a student takes an assessment (benchmark or progress monitoring). This is also called **Assess** in AMIRA.
Tutor	This is the **AI-powered, oral-reading tutoring** that students access regularly. As students read, they may encounter micro interventions to help build ORF skills. These stories count towards the state required 30-minutes/week of High-Quality Tutoring.
Instruct	These are the **legacy Istation lessons**. These do not count towards students High-Quality Tutoring minutes.

Important Terms

ISIP Score	This score does **not include** a student's **ORF** data.
ARM Score	**AMIRA Reading Mastery** is a composite score that measures a student's overall reading ability, compared to national norms. This scores **includes all interactions with AMIRA** (Assess and Tutor) including ORF data.
AMIRA Levels	These are based on the Istation quintile levels. ● **Level 1** = 0 - 20th percentile ● **Level 2** - 21 - 40th percentile ● **Level 3** = 41 - 60th percentile ● **Level 4** = 61 - 80th percentile ● **Level 5** = 81st percentile and above
Reading Risk Score	This is based on the **Dyslexia Risk (DRI)** score. DRI scores range from 0 - 100, with higher scores indicating higher risk. ● 0 - 29 = low risk ● 30 - 36 = at risk/weaker signals ● 37 - 100 = at risk/stronger signals.

Accessing Teacher Reports

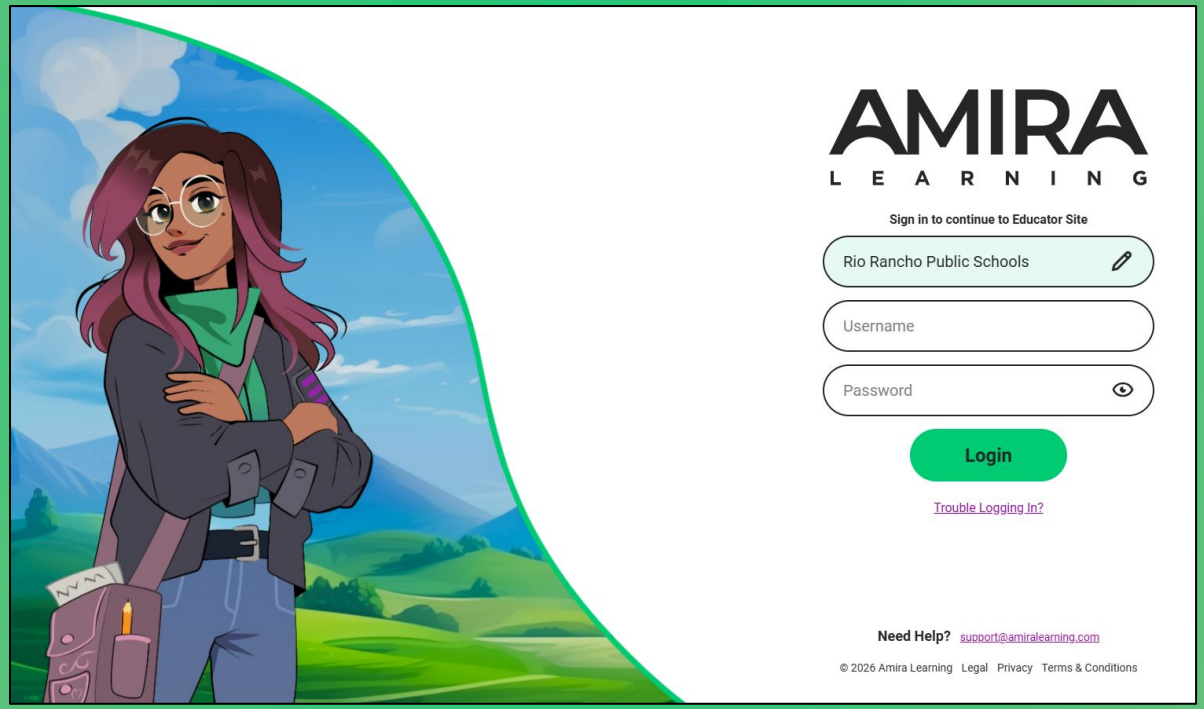

https://teacher.app.amiralearning.com/

Accessing Teacher Reports

Select Amira Reading

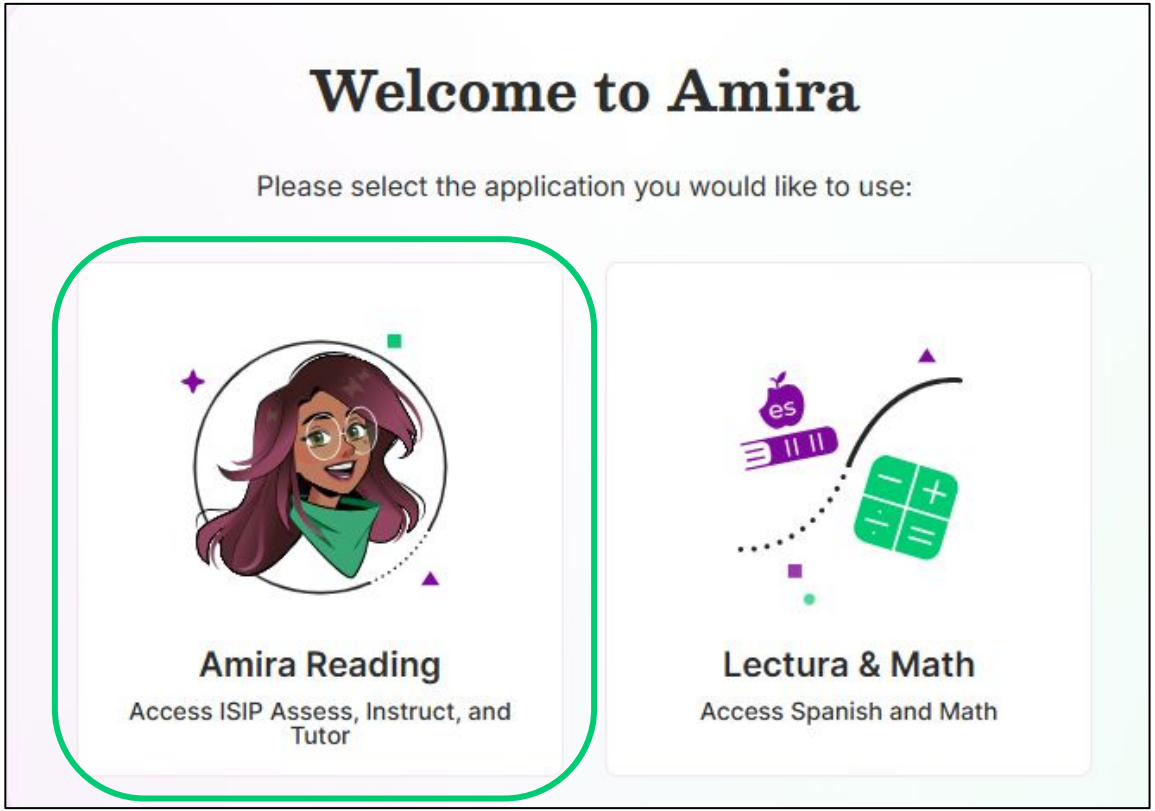

Great news!

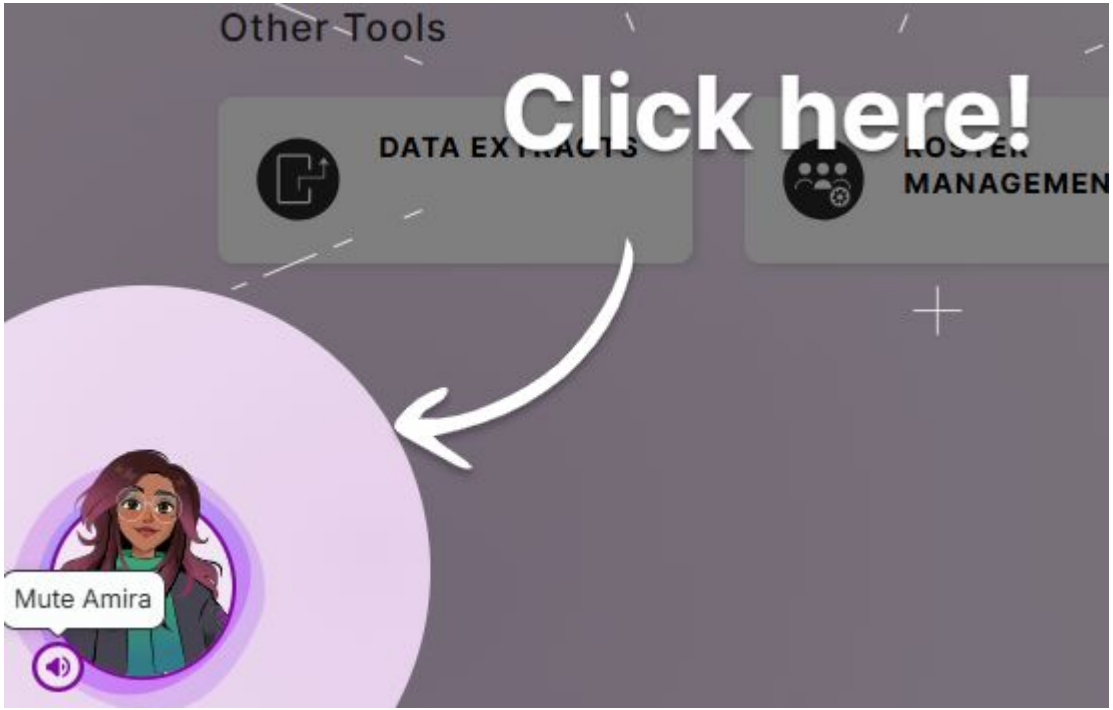

Accessing Teacher Reports

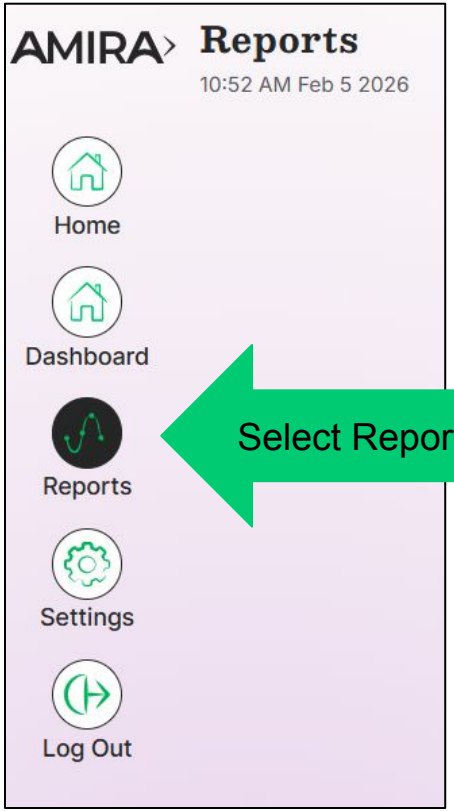

Select Reports

If you have District or School level access, select the school/teacher you want to view.

Accessing Teacher Reports

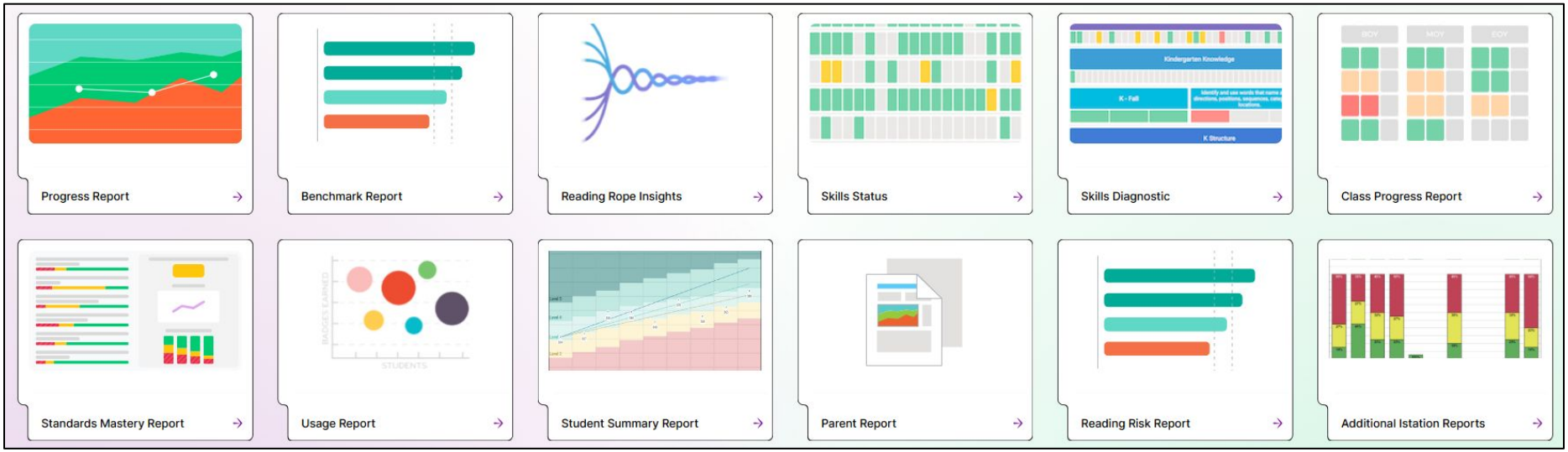

This will take you to

All Teacher Reports

Usage Report

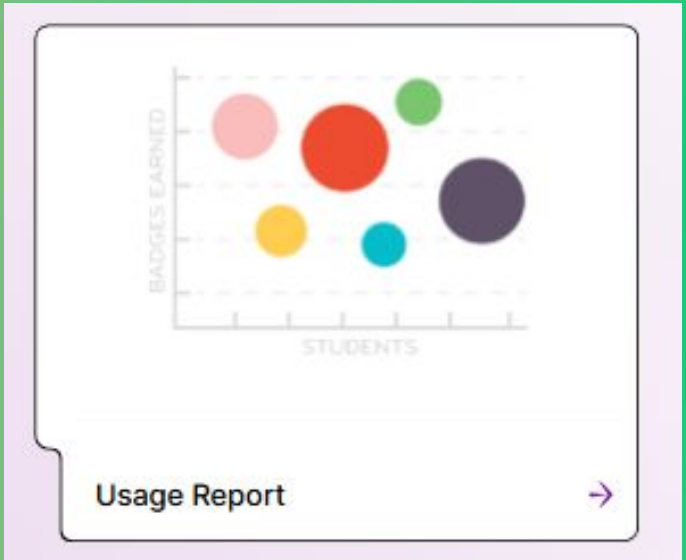

The **Usage Report** is a **class level** report that allows you to see how much Tutoring Time (both Total and High Quality) and stories students have engaged in each week.

You should check the the **Usage Report** about **once a week** to see how students are progressing towards the goal of 30 HQ minutes each week.

Usage Report

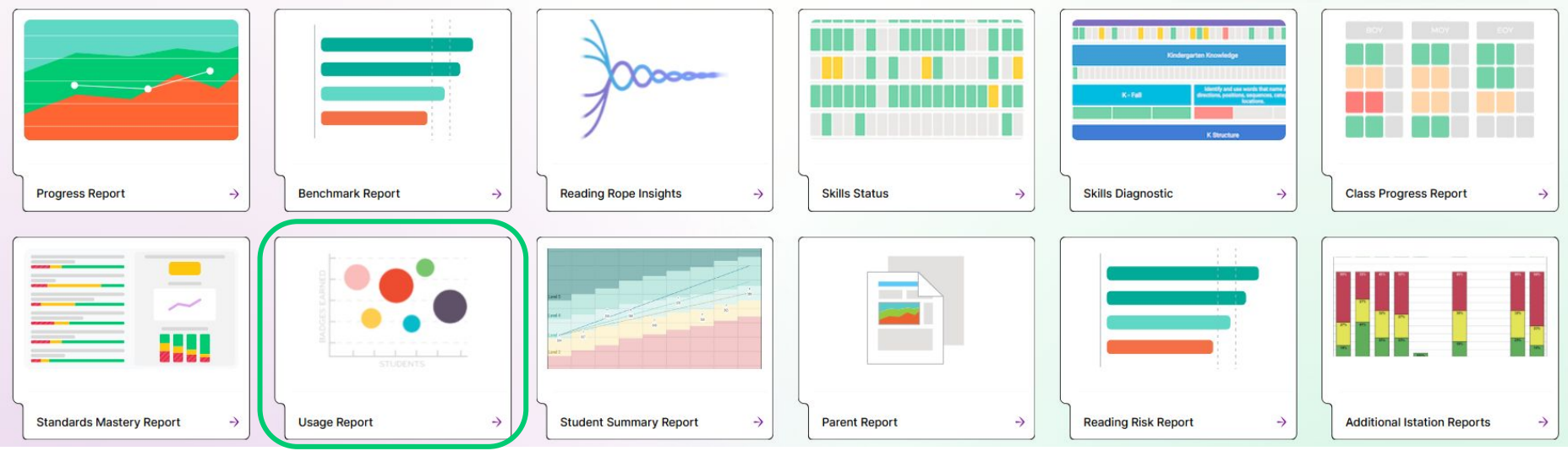

Usage Report

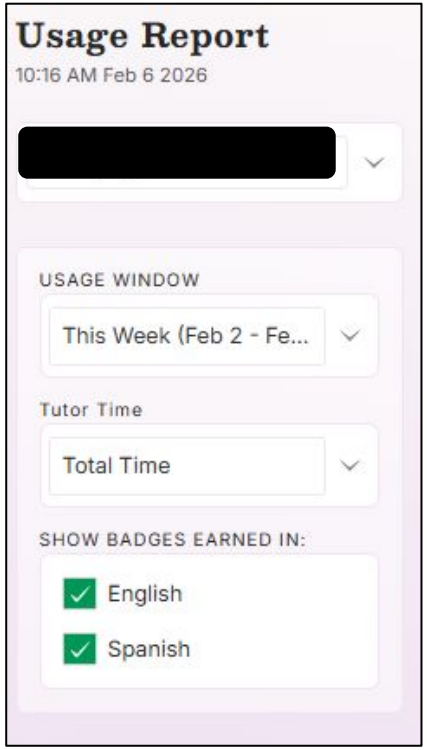

If you have district or school level access, select **Class/Teacher** from drop-down menu

Select the **week** you want to view.
Will default to current week.

Select **Total Time** or **High Quality Time**.
HQ Time goal is 30 minutes/week.

Available for both **English** and **Spanish**

Usage Report

Award student **Badges**

Overview of class **Tutor Usage** for the week

Student names - use the checkboxes to select students to **build certificates**

You have 2 new badges to award!

Award All

Our Class Tutor Usage

2 badges

121 stories

745 minutes

Our Students

Showing usage data and badges earned for Feb 2 - Feb 8

Export to CSV

Last Name	First Name	Tutoring Time	Tutoring Stories	Instructional Time	Instructional Activities	Learning Path Time	Tutor + Instruct Time	Badges Earned	New Awards	Total Sessions	Total Sessions (Spanish)
[redacted]		59 min	8	0 min	0	0 min	59 min				
[redacted]		37 min	5	0 min	0	0 min	37 min				
[redacted]		49 min	3	0 min	0	0 min	49 min				
[redacted]		70 min	13	0 min	0	0 min	70 min				
[redacted]		40 min	20	0 min	0	0 min	40 min				
[redacted]		27 min	8	0 min	0	0 min	27 min				
[redacted]		64 min	8	0 min	0	0 min	64 min				
[redacted]		13 min	1	0 min	0	0 min	13 min				

Award 0 Badges | Print 0 Badges | Build Certificates

Ability to **export data** for tracking purposes

Tutoring Time based on selection (**Total** or **HQ**) in **Tutor** Time menu

Number of **COMPLETED Tutor** stories

Time spent in **Instruct** lessons (this DOES NOT count towards HQ time and not all schools have access)

Usage Report

Tutoring Time may change depending on whether you are looking at **Total Time** or **High Quality Time**.

High Quality Time is what counts towards the **30 minutes per week** requirement.

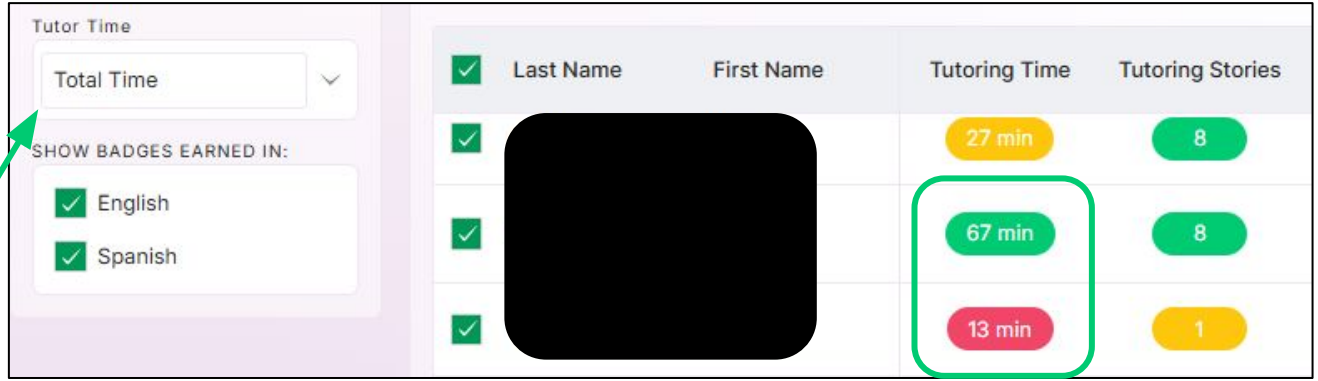

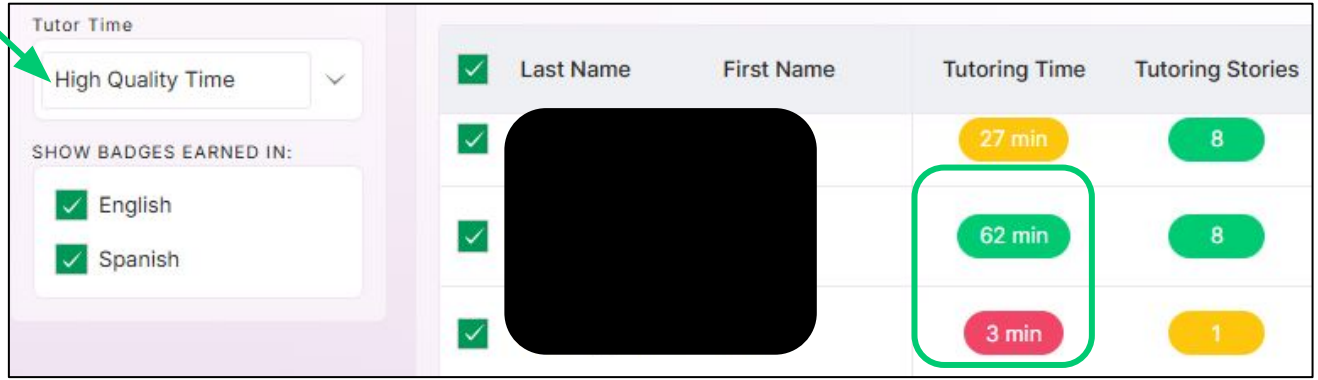

Usage Report

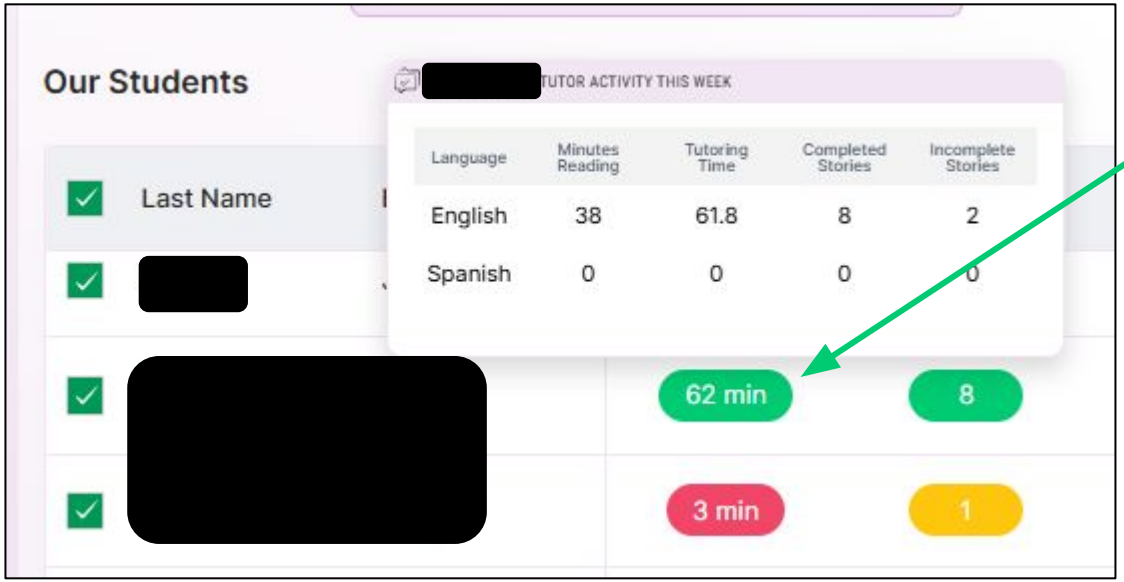

When you click on the **Time**, you can see specific Tutoring data.

Students only get credit for **COMPLETED** stories. They must get to the **"Great work!" screen** for the story to be considered complete.

Usage Report

= 30 minutes +

= 15 - 29 minutes

= < 15 minutes

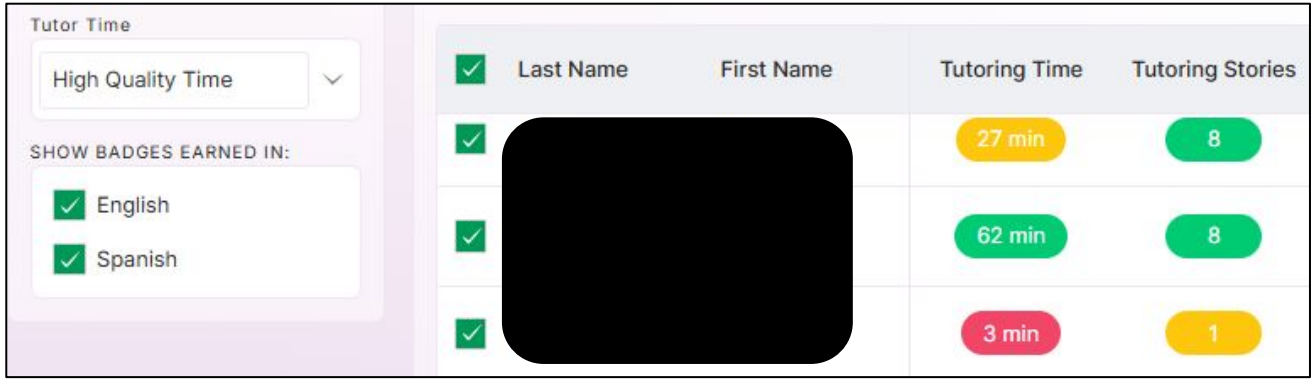

Use color-coding to quickly see who is on-track for their weekly goal.

Usage Report

Scan for times in **Total Time** that do not match color-coding.

Change to **High Quality Time** to see the discrepancy.

Click on **Time** to see what might be happening and incomplete stories.

Language	Minutes Reading	Tutoring Time	Completed Stories	Incomplete Stories
English	7	14.7	2	3
Spanish	0	0	0	0

This student might be **"story shopping"** - either starting a story and not completing it, or just looking at different stories without engaging with the text. **This indicates a need for closer monitoring**.

Badges and Certificates

For more information about **Badges and Certificates**, click HERE

For **student-friendly** information about **Badges**, click **HERE**

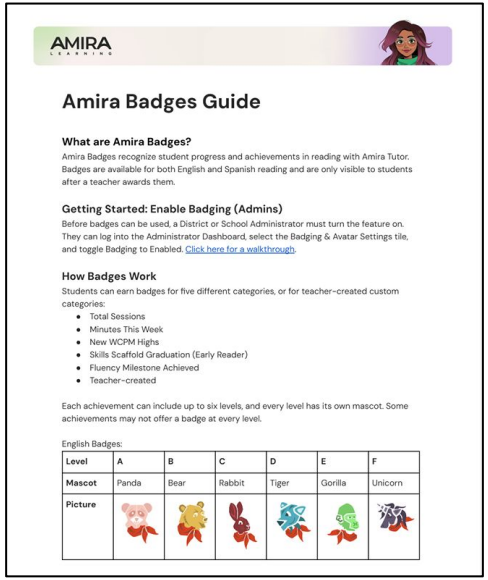

AMIRA LEARNING

Amira Badges Guide

What are Amira Badges?

Amira Badges recognize student progress and achievements in reading with Amira Tutor. Badges are available for both English and Spanish reading and are only visible to students after a teacher awards them.

Getting Started: Enable Badging (Admins)

Before badges can be used, a District or School Administrator must turn the feature on. They can log into the Administrator Dashboard, select the Badging & Avatar Settings tile, and toggle Badging to Enabled. Click here for a walkthrough.

How Badges Work

Students can earn badges for five different categories, or for teacher-created custom categories:

- Total Sessions
- Minutes This Week
- New WCPM Highs
- Skills Scaffold Graduation (Early Reader)
- Fluency Milestone Achieved
- Teacher-created

Each achievement can include up to six levels, and every level has its own mascot. Some achievements may not offer a badge at every level.

English Badges:

Level	A	B	C	D	E	F
Mascot	Panda	Bear	Rabbit	Tiger	Gorilla	Unicorn
Picture						

Competitions - click on images to access resources



General Competition Guide



August - October (or anytime)

***links may not be working**

November - January



February



March



April - May (or anytime)

Trackers - click on images to access resources

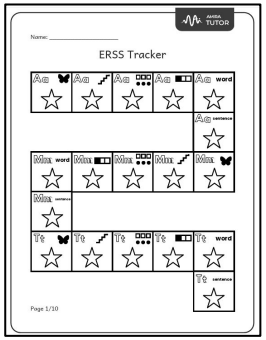

Early Reading Skills Scaffold (Grades K - 1)



Spot Trackers



Accuracy Trackers



100 Stories Challenge



Daily Trackers



Weekly Trackers



Accuracy & Fluency



Reading Logs

Progress Report

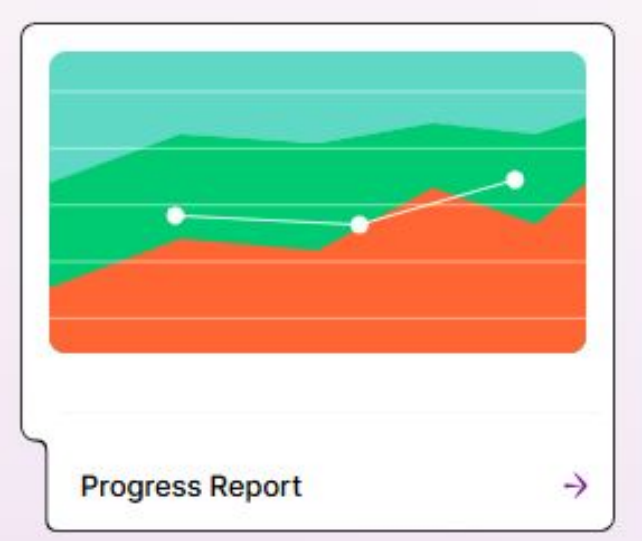

The **Progress Report** is a **student level** report that allows you to access the student's progress graph, as well as all of the auditory recordings from Assess or Tutor.

You should check the the **Progress Report** at least **twice a month** to see how students are progressing and check Oral Reading Fluency.

Progress Report

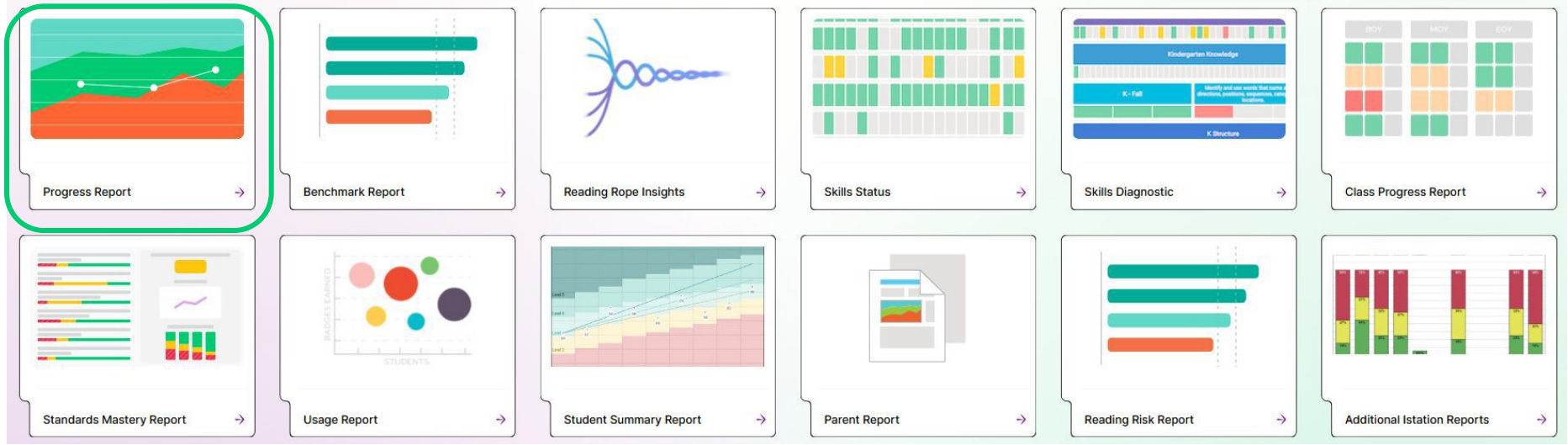

Progress Report

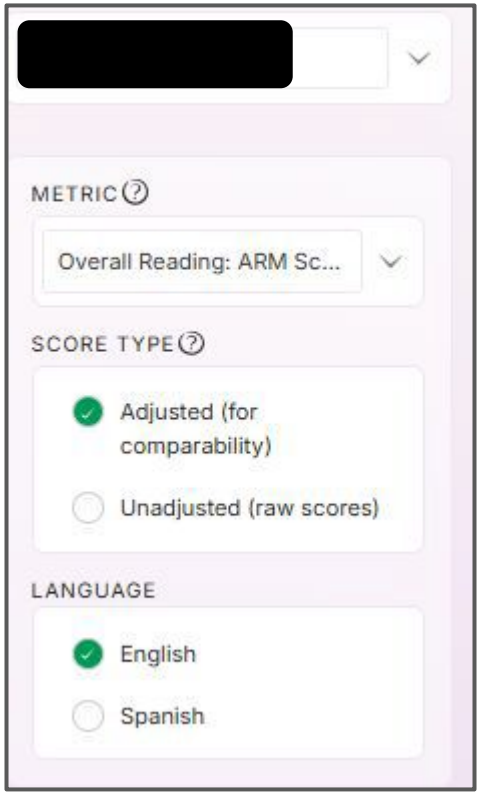

Select **student** from drop-down menu

Graph will change depending on which **METRIC** you select. To see overall reading progress, select **ARM Score**.

Adjusted shows levels/percentile ranking

Available for both **English** and **Spanish**

Progress Report

ARM Score from **most recent** assessment (benchmark or progress monitoring

Benchmark ARM Scores

Graph of **ALL** interactions with AMIRA

= Benchmark Assessment

= Tutor Interaction

= Progress Monitoring

= EOY Predicted Ability

Current best estimate factoring in all interactions with AMIRA

EOY prediction based on data points and trendline

Levels based on quintiles. When you choose **Unadjusted** on **SCORE TYPE**, the levels are removed.

Progress Report

List of **ALL AMIRA activities** by type, title, time, and date

Indicates a **Comprehension Conversation**

Activity Type	ARM	Story Name	Story Grade	Session Time	Date
Tutor	2.52	Sea Horses	-	09:25	2/5/2026
Tutor	2.52	Paul Crawls (Chapter Three)	-	09:09	2/5/2026
Progress Monitor	2.67	Playing Outside	2	02:47	2/4/2026
Tutor	2.43	Paul Crawls (Chapter Two)	-	05:17	2/2/2026
Tutor	2.39	Paul Crawls (Chapter One)	-	06:17	2/2/2026
Tutor	2.38	Don't Throw It To Him! (Part 3)	-	04:01	1/30/2026
Tutor	2.38	Don't Throw It To Him! (Part 2)	-	06:03	1/30/2026
Tutor	2.29	Don't Throw It To Him! (Part 1)	-	05:08	1/29/2026
Tutor	2.25	The Secret Inside a Seashell	-	04:29	1/29/2026
Tutor	2.32	Fish's Lucky Day	-	11:32	1/28/2026

Progress Report

Activity Type	ARM	Story Name	Story Grade	Session Time	Date
Tutor	2.52	Sea Horses	-	09:25	2/5/2026
Tutor	2.52	Paul Crawls (Chapter Three)	-	09:09	2/5/2026
Progress Monitor	2.67	Playing Outside	2	02:47	2/4/2026
Tutor	2.43	Paul Crawls (Chapter Two)	-	05:17	2/2/2026
Tutor	2.39	Paul Crawls (Chapter One)	-	06:17	2/2/2026
Tutor	2.38	Don't Throw It To Him! (Part 3)	-	04:01	1/30/2026
Tutor	2.38	Don't Throw It To Him! (Part 2)	-	06:03	1/30/2026
Tutor	2.29	Don't Throw It To Him! (Part 1)	-	05:08	1/29/2026
Tutor	2.25	The Secret Inside a Seashell	-	04:29	1/29/2026
Tutor	2.32	Fish's Lucky Day	-	11:32	1/28/2026

Clicking on either a data point, or activity will take you to the **ORF recording**

Progress Report

Can **correct** scoring by clicking on a specific word.

NOTE:
DO NOT correct on assessments. Notify STC if you believe error(s) should be reviewed.

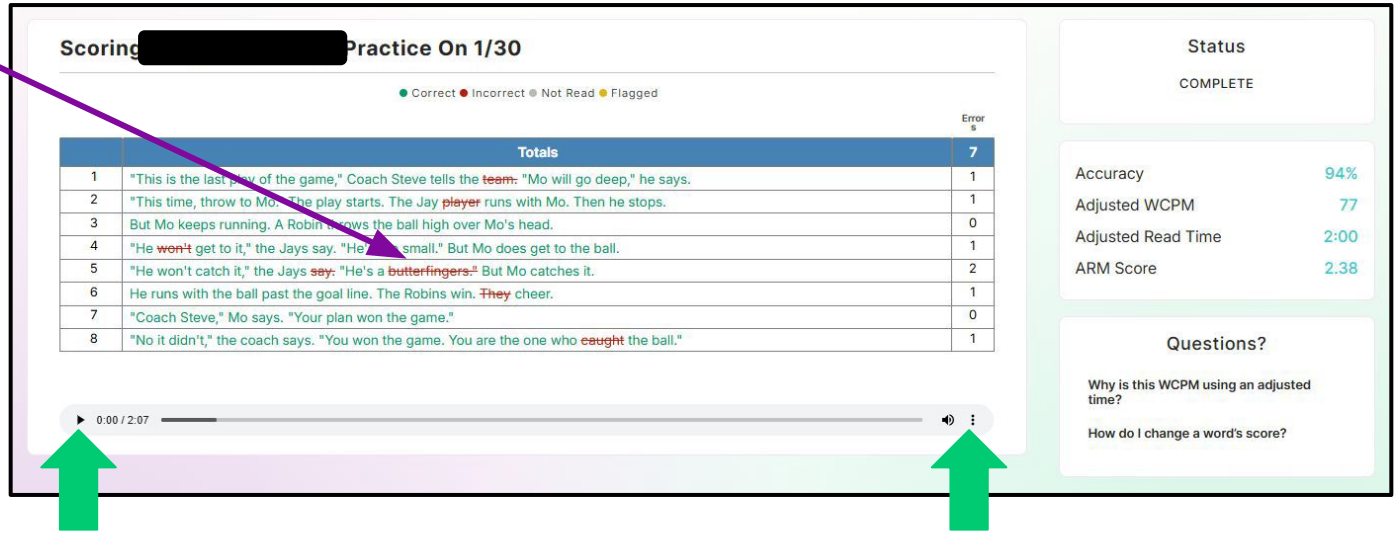

Scoring [redacted] Practice On 1/30

● Correct ● Incorrect ● Not Read ● Flagged

	Totals	Errors 7
1	"This is the last play of the game," Coach Steve tells the ~~team.~~ "Mo will go deep," he says.	1
2	"This time, throw to Mo." The play starts. The Jay ~~player~~ runs with Mo. Then he stops.	1
3	But Mo keeps running. A Robin throws the ball high over Mo's head.	0
4	"He ~~won't~~ get to it," the Jays say. "He's too small." But Mo does get to the ball.	1
5	"He won't catch it," the Jays ~~say.~~ "He's a ~~butterfingers."~~ But Mo catches it.	2
6	He runs with the ball past the goal line. The Robins win. ~~They~~ cheer.	1
7	"Coach Steve," Mo says. "Your plan won the game."	0
8	"No it didn't," the coach says. "You won the game. You are the one who ~~caught~~ the ball."	1

0:00 / 2:07

Status

COMPLETE

Accuracy	94%
Adjusted WCPM	77
Adjusted Read Time	2:00
ARM Score	2.38

Questions?

Why is this WCPM using an adjusted time?

How do I change a word's score?

Specific **metrics** from selected activity

Select **PLAY** to listen to student recording

Can change playback **speed** or **download** recording

Student Summary Report

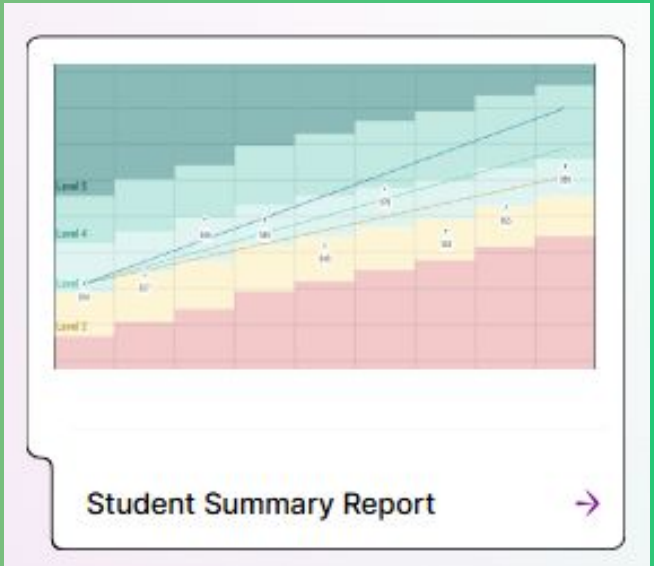

The **Student Summary Report** updates **after a student has taken an ISIP assessment** (benchmark or progress monitoring). This report will give you the most current subtest information to help identify specific areas of strength and need.

You should check the the **Student Summary Report after each assessment** (once a month).

Student Summary Report

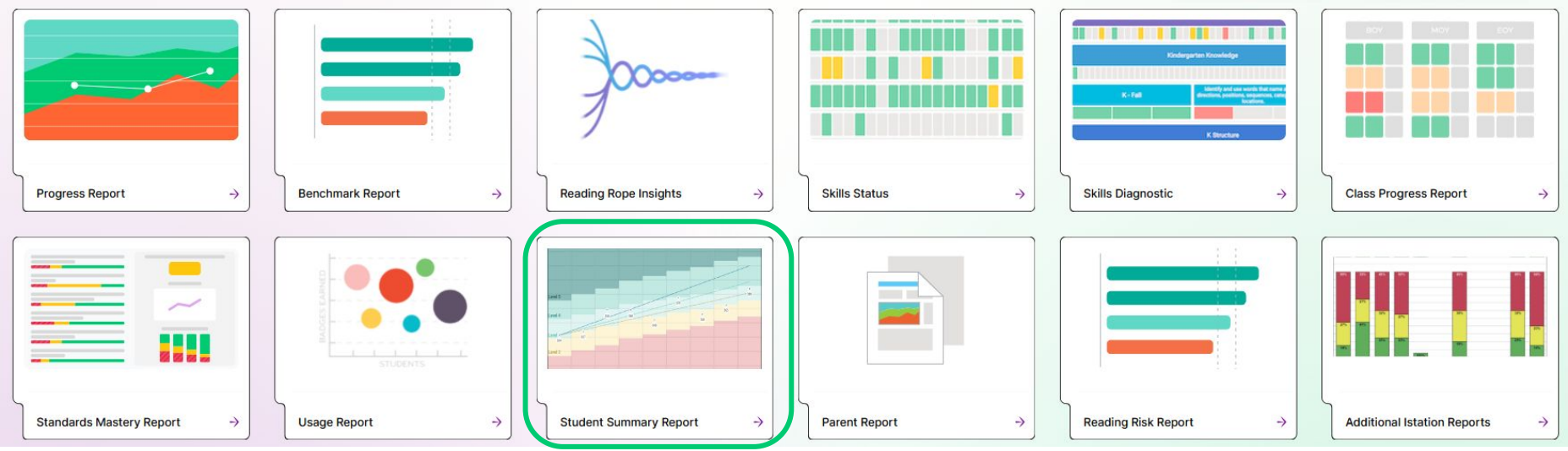

Student Summary Report

Student's **current** ARM Score, Percentile Ranking, and Level

Graph of **ALL** interactions with AMIRA

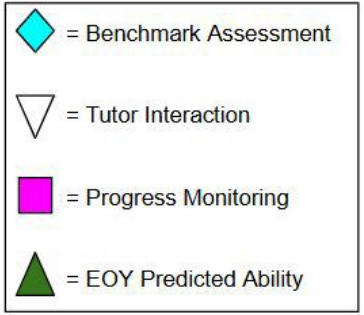

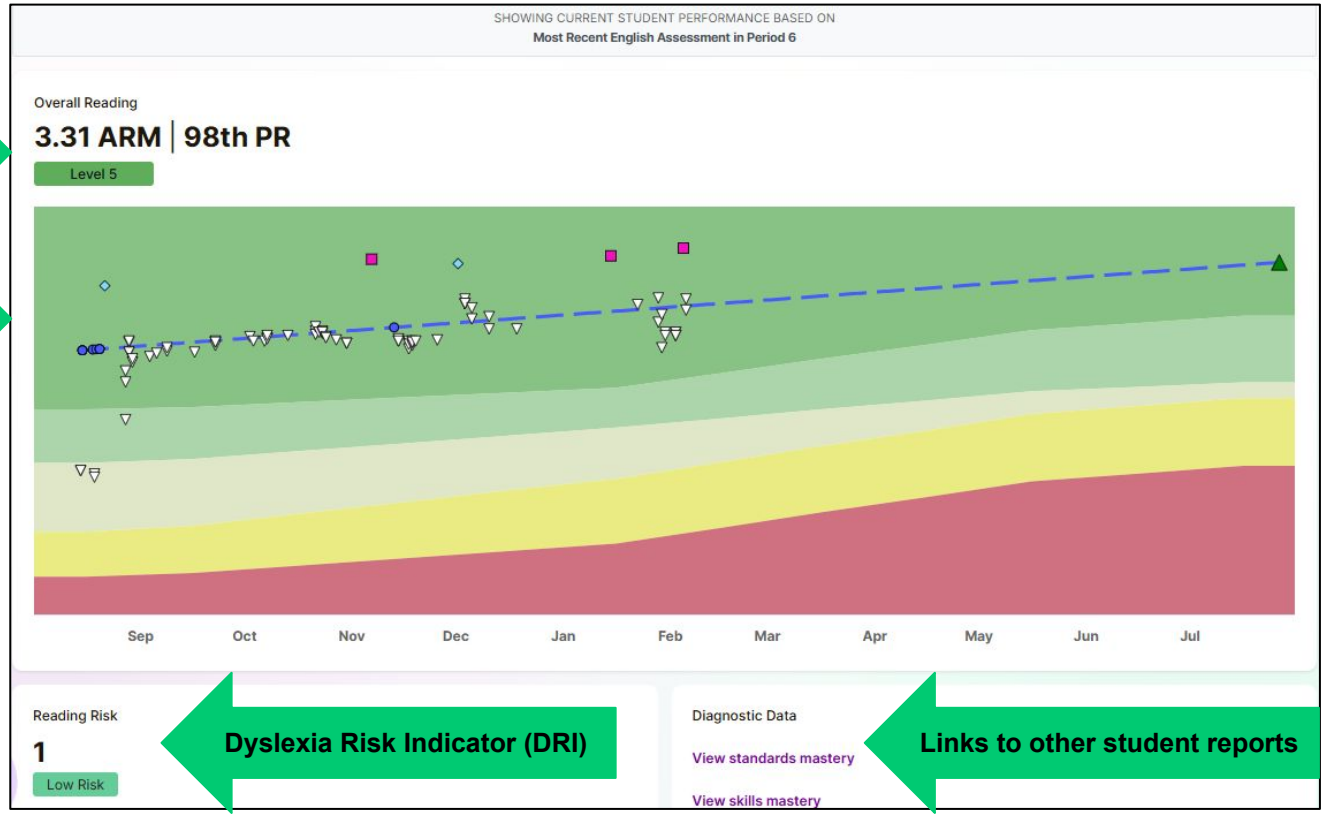

Student Summary Report

Subtest Subscores are based on most recent assessment (benchmark or progress monitoring).

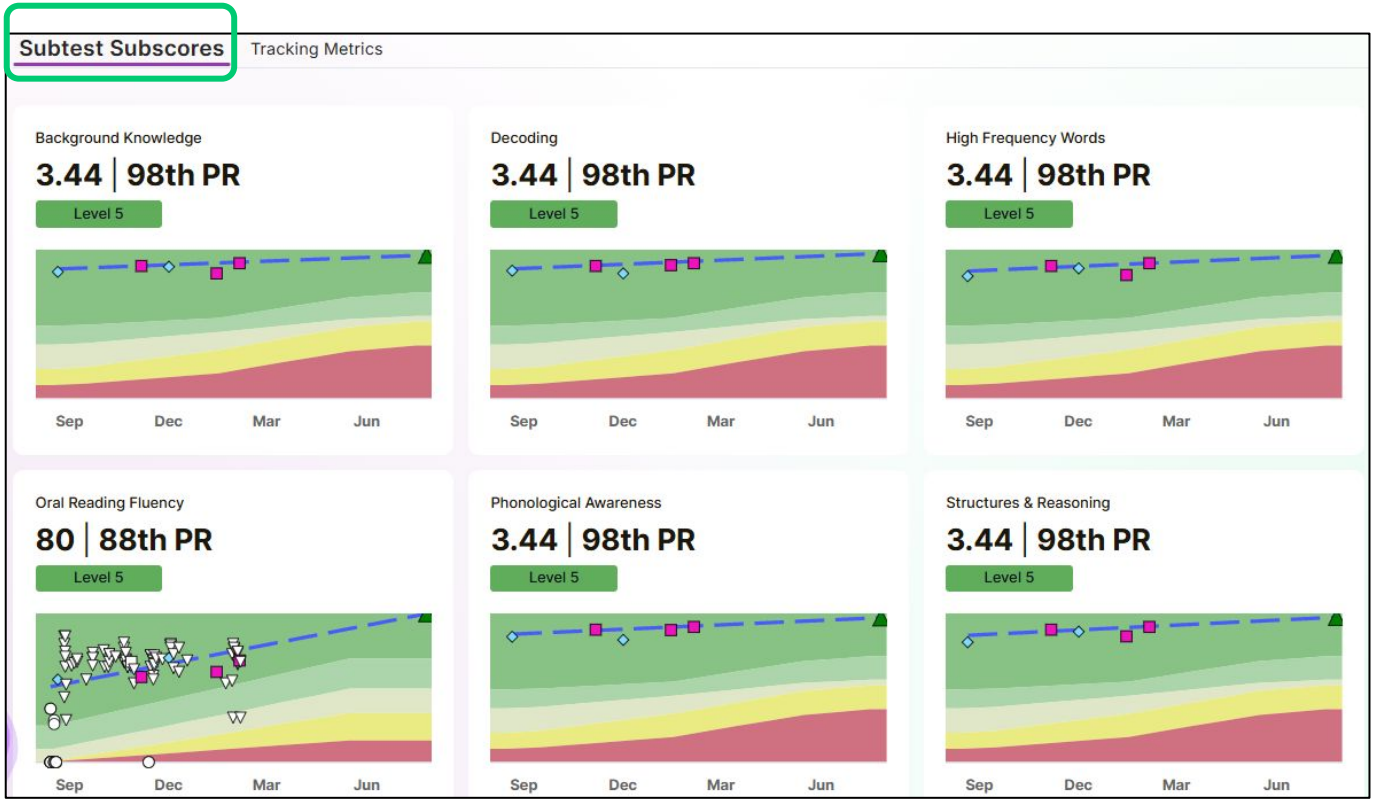

Student Summary Report

Tracking Metrics show percentage correct (or WCPM) on most recent assessment (benchmark or progress monitoring).

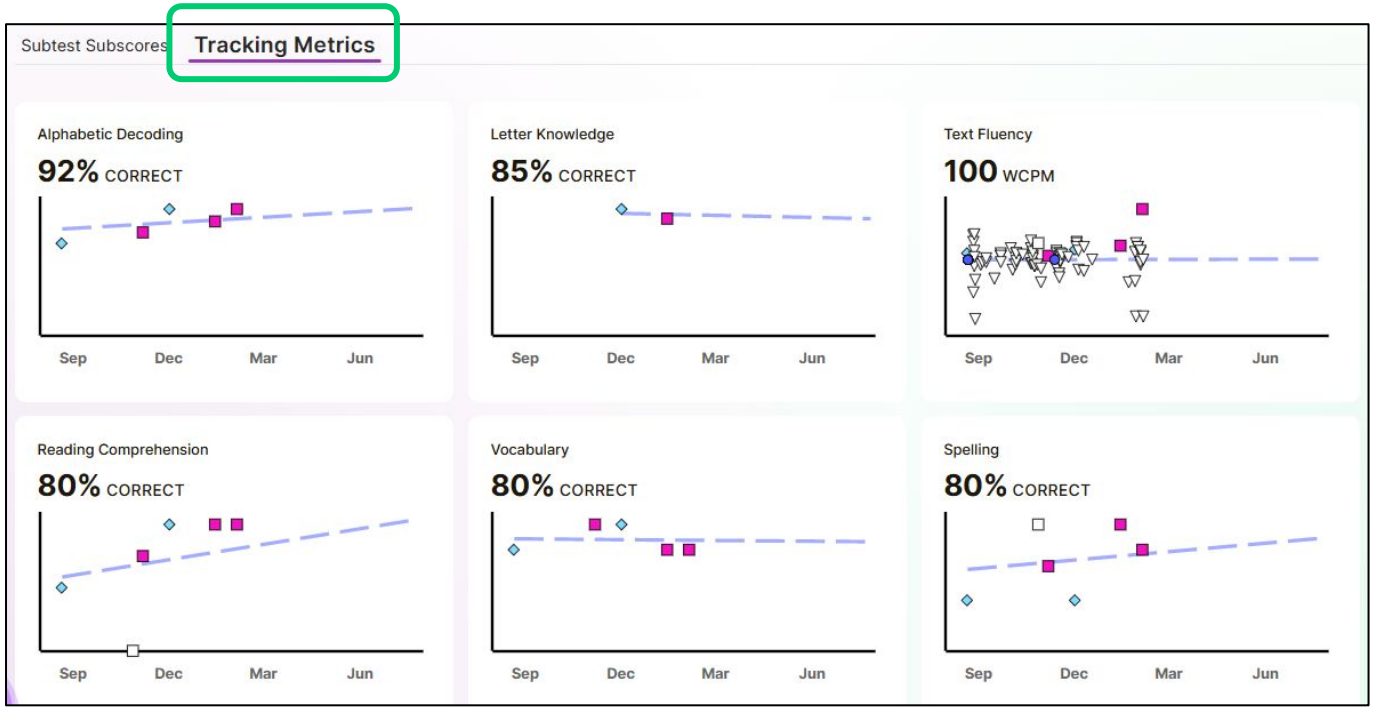

Which report?	Usage Report 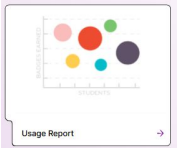	Progress Report 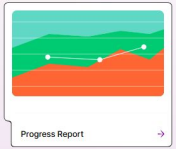	Student Summary Report 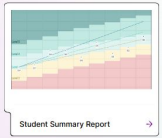
What does it track?	• Class level • Track Tutor usage	• Student level • Track student progress • Access ORF recordings	• Student level • Assessment data • Subtests
When should I check it?	Weekly	Twice a month	Monthly

Tosha Young
RADA

(Research, Assessment, Data, & Accountability)

Data and Assessment Resources Padlet

https://padlet.com/tosha_young/assessment_data