

# Scribe 101: Research and Writing Platform for Newbies

URSA | July 2025

While you wait...

Log into Scribe:  
[scribe.com/sign-in](https://scribe.com/sign-in)



**Shilpa Duvoor**

Head of Customer Success

[shilpa@scribe.com](mailto:shilpa@scribe.com)

- History and Humanities teacher
- Principal of 6-12 public school
- Passionate about research, writing, and developing critical thinking skills in students
- Early adopter of Scribe
- My goal is to make sure you know how to use Scribe and love it!



# Agenda

## Why Scribe?

### Getting Started:

- Logging in
- Navigation
- Support Resources

### Library & Annotation Features

### Creating an Assignment

### Wrap up & Next Steps

# Utah Teachers & Students Love Scribe!

"I am a language arts teacher at Desert Hills HS in Utah... As a teacher, Scribe allows me to see every step of the research and writing process, including the critical thinking behind that process. **It also prevents AI plagiarism because each of those steps is traceable and evident.**"

"When I showed my class how to use Scribe, they actually cheered out loud. They were so excited about this tool. **I have had past students come back and tell me that even if their current teacher isn't using Scribe, they still use it because they love it.** It makes the research process so much more manageable."

"I am the librarian at Hillcrest High School and use Scribe nearly daily with students to help them research. This is an amazing tool that helps students save articles, find citations, translate text, closely read text, and a million other tools. Students can save information from websites or databases with one simple click. **In my 25 years in the classroom and library I have never used a tool as efficient and helpful as this one.**"



*We want to hear from you...*

What are your biggest challenges when teaching and assessing research and writing?

# Problem: Research and Writing Skills Crisis

**60%** of even high achieving and well-resourced secondary students struggle with research skills.<sup>1</sup>



**73%** of 12<sup>th</sup> graders do not write proficiently.<sup>2</sup>



**61%** of high school educators said their students have never written a paper more than five pages.<sup>3</sup>

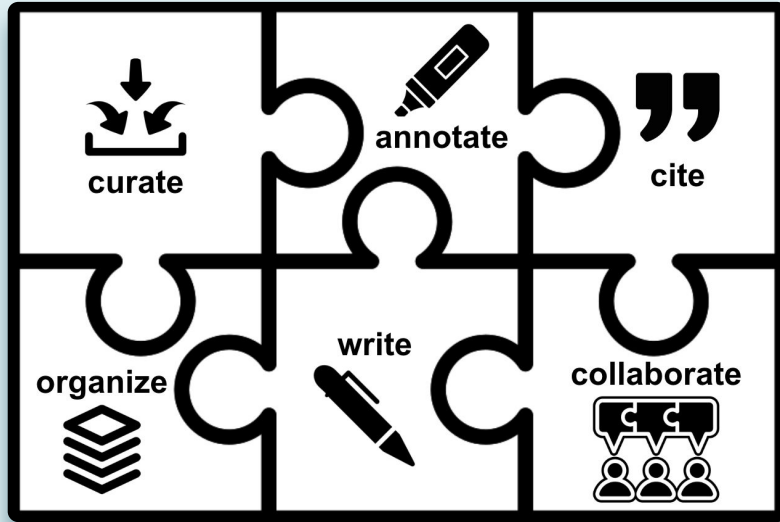
THE CHRONICLE OF HIGHER EDUCATION

1. Purcell, Kristen et al. "How teens do research in the digital world." Pew Research Center (2012).

2. National Center for Education Statistics (2012). *The Nation's Report Card: Writing 2011* (NCES 2012-470). Institute of Education Sciences, U.S. Department of Education, Washington, D.C.

3. Sanoff, Alvin P., *A Perception Gap Over Students' Preparation*, The Chronicle of Higher Education, March 10, 2006

# Problem: Research and Writing is Complex



- Many tasks requiring multiple apps
- Process-intensive & time consuming
- Hard for students to stay organized
- Hard for educators to access, assess and give feedback on student work

# Solution: Writing Platform for Students

## ONE workspace vs. many apps to:

- Curate sources
- Annotate evidence
- Cite sources
- Organize work
- Build bibliography
- Create outline
- Write draft
- Get feedback

The screenshot displays the Scribble writing platform interface. At the top, a toolbar includes icons for user profile, status, navigation, editing (highlighter, eraser, text color, underline, undo, redo), viewing (eye, zoom), and sharing (share, print, close). The main workspace contains a document with the following text:

Mars is an obvious target for exploration because it is close by in our Solar System, but there are many more reasons to explore the Red Planet. The scientific reasons for going to Mars can be summarised by **the search for life, understanding the surface and the planet's evolution, and preparing for future human exploration.**

**Searching for life on Mars**

Understanding whether life existed elsewhere in the Universe beyond Earth is a fundamental question of humankind. Mars is an excellent place to investigate this question because it is the **most similar planet to Earth in the Solar System.** Evidence

atmosphere,

**Solution**

etary geologists  
ientists are  
volcanoes, craters  
al processes all  
and also why Mars

Comments sidebar:

- Tom Teacher Oct 14, 2024 11:15 pm  
These are some of the main reasons to travel to Mars.  
Comment
- Tom Teacher Oct 14, 2024 11:17 pm  
2nd Argument  
Mars is a good planet to explore potential life because it is most similar to Earth in our solar system.  
Comment

The bottom section shows the 'Mission to Mars Paper' interface with tabs for SOURCES, ANNOTATIONS, BIBLIOGRAPHY, OUTLINE, PAPERS, and METRICS. A search bar is present. The source list includes:

- Why go to Mars?** (10/14/24 11:19 PM)  
the search for life, understanding the surface and the planet's evolution, and preparing for future human exploration | the search for life, understanding the surface and the planet's evolution, and preparing for future human exploration | most similar...
- Is the Mars rover's rock collection worth \$11 billion?** (4/4/24 9:34 AM)  
dge as they wait for NASA to answer two of the most consequential questions in Mars explorati | dge as they wait for NASA to answer two of the most consequential questions in Mars explorati | only getting better as we see what Perseverance keep...  
2nd Argument
- Rover Body - NASA** (4/4/24 9:34 AM)  
rover relies on the successful design of the Mars Science Laboratory rover, Curiosity. However, Persevera | rover relies on the successful design of the Mars Science Laboratory rover, Curiosity. However, Persevera | operations | minerals | This is great...  
Victor Karkar  
rover
- Curiosity: The Story of a Mars Rover** (4/4/24 9:29 AM)  
In his debut picture book, Motum brings the story of NASA's beloved Mars rover Curiosity to life in vivid color. Full of eye-catching retro illustrations, this book is sure to fascinate budding space explorers and set inquisitive minds soaring. Full color....  
Victor Karkar

# Solution: Writing Process Platform for Students

Develop research, writing, close reading and critical thinking skills

Simplify mundane manual tasks

Shift to higher order cognitive work

Take account and data to college

The image displays the Scribble writing platform interface, which is designed to facilitate the writing process for students. The interface is divided into several key sections:

- Document Editor:** The top portion shows a document being edited. The text discusses Mars as a target for exploration, highlighting scientific reasons such as "the search for life, understanding the surface and the planet's evolution, and preparing for future human exploration." The editor includes a rich text toolbar with various editing tools like bold, italic, underline, and link.
- Source Library:** The middle section, titled "Mission to Mars Paper," features a search bar and a list of sources. The sources include:
  - "Why go to Mars?" (10/14/24 11:19 PM) by Me, discussing the search for life and future exploration.
  - "Is the Mars rover's rock collection worth \$11 billion?" (4/4/24 9:34 AM) by Me, mentioning NASA's Perseverance rover and the search for life.
  - "Rover Body - NASA" (4/4/24 9:34 AM) by Victor Karkar, detailing the design of the Mars Science Laboratory rover, Curiosity.
  - "Curiosity: The Story of a Mars Rover" (4/4/24 9:29 AM) by Victor Karkar, describing a picture book about the rover.
- Comments Sidebar:** The right side of the interface shows a "Comments" panel. It contains two comments from "Tom Teacher" dated Oct 14, 2024. The first comment, at 11:15 pm, states: "These are some of the main reasons to travel to Mars." The second comment, at 11:17 pm, notes: "Mars is a good planet to explore potential life because it is most similar to Earth in our solar system." Each comment includes a "Comment" button and a "2nd Argument" label.

# Solution: Writing Platform for Teachers

## ONE workspace and dashboard to:

- Access all student work
- Give timely, specific feedback
- Monitor real time progress
- See the whole writing process

The screenshot shows the Scrible workspace interface. On the left, there is a 'Feedback' sidebar with a 'New Message' button and a list of messages. The main area displays a student's profile for 'Glen Washington' with 3 of 3 assignments. Below the profile, there are tabs for 'SOURCES', 'ANNOTATIONS', 'BIBLIOGRAPHY', 'OUTLINE', and 'PAPERS'. The 'SOURCES' tab is active, showing a search bar and a list of research sources related to mycelium and the mycelial network.

### English 101 Research Paper

English 101 Period 1

Overview Student Progress Class Progress Proof of Process

#### Student Progress on Assignment Goals

Click column headers to sort.  
Click pie charts to expand.

Student	5+ sources curated	Curated source categories	Curated source types	5+ sources cited	Cited source categories	Cited source types	750+ words written
Jimmy Doe	9			9			0
Sally Smith	9			0	No data	No data	0
Glen Washington	5			0	No data	No data	0
Julia Thompson	12			12			0
Tony Fohey	9			7			0
Sandy Student	18			18			636
Sandy Student Edu 1	13			13			1998
College Student	6			6			0
Ineda Degree	11			11			0

## How might you use Scribe in your class?

What other Utah teachers have done...

- Annotated bibliographies
- Teaching annotation skills and paraphrasing
- Mini lessons on claim, evidence, reasoning
- Lab reports
- Research papers
- DBQs & AP prep



# Agenda

Introductions & Overview

Why Scribe?

## Getting Started:

- **Logging in**
- **Navigation**
- **Support Resources**

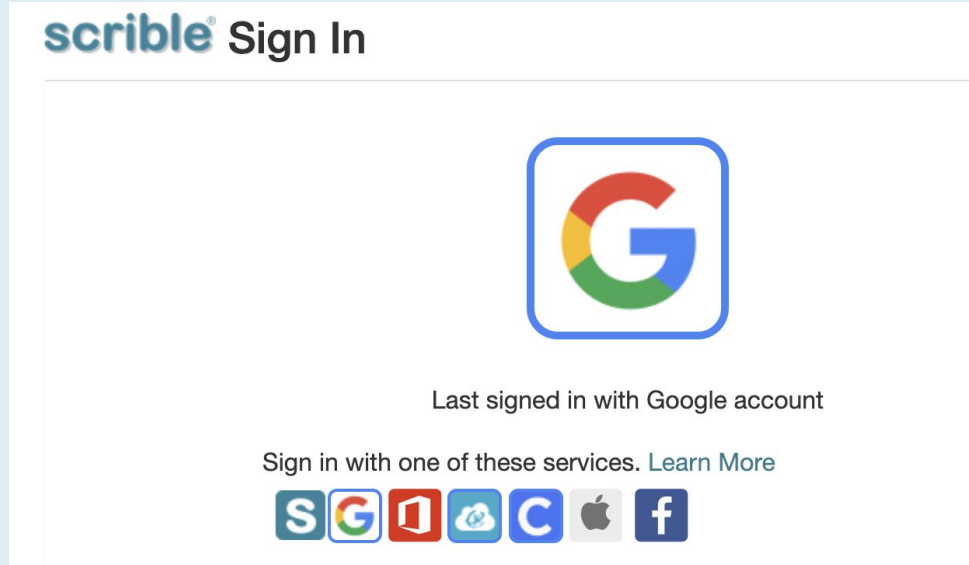
Creating an Assignment

Library & Annotation Features

Wrap up & Next Steps

# Getting Started with Scribe

- ❏ **STEP 1:** Login
- ❏ **STEP 2:** Basic Navigation
- ❏ **STEP 3:** Install Scribe Browser Extension



# Logging In

1

Navigate to  
[scribe.com/sign-in](https://scribe.com/sign-in)

2

Click on Google

3

Choose your work email

scribe® Sign In



Last signed in with Google account

Sign in with one of these services. [Learn More](#)



# Navigation

1 Go to Explore

2 Click Chapter 1

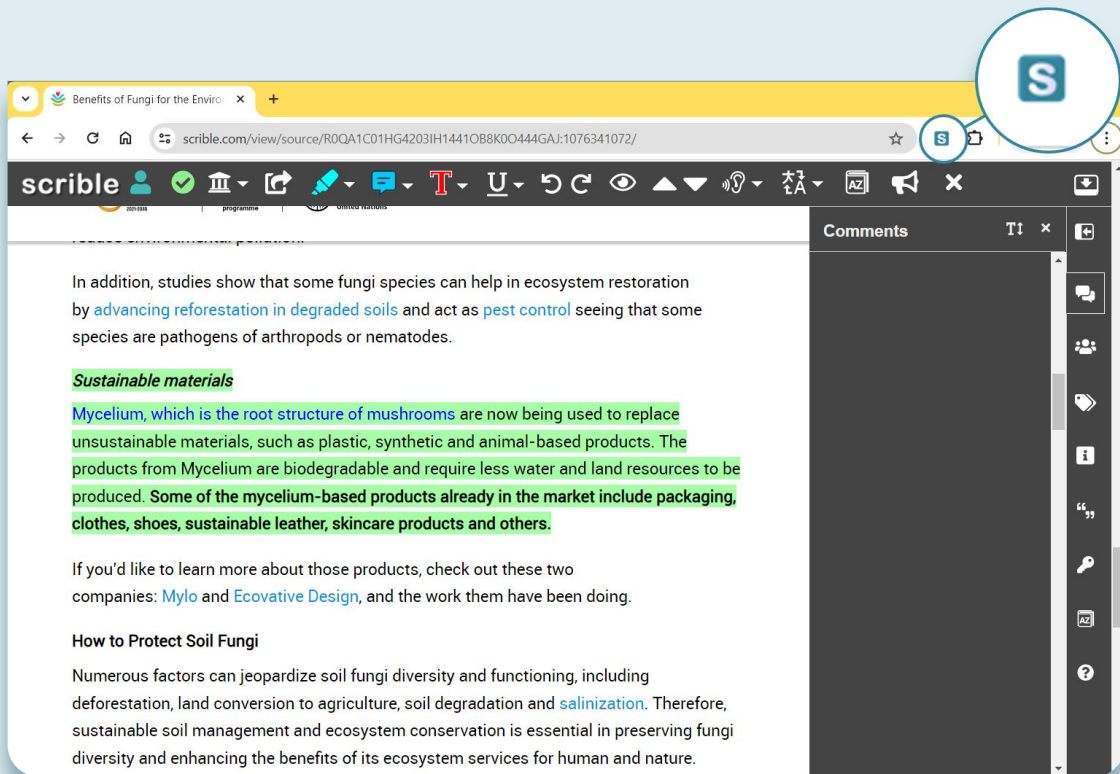
3 Click General Layout

The screenshot shows the Scribble interface. At the top, the navigation menu includes 'Classes', 'Assignments', 'Libraries', 'Explore', and 'Help'. A mouse cursor is clicking on the 'Explore' dropdown menu. On the left sidebar, under 'Libraries', there is a 'New Library' button and a search filter. Below the filter, a list of libraries is shown, with 'My Library' selected. The main content area displays the 'My Library' page, which has tabs for 'SOURCES', 'ANNOTATIONS', 'BIBLIOGRAPHY', 'OUTLINE', 'PAPERS', and 'METRICS'. The 'SOURCES' tab is active, showing a search bar and a list of sources. The first source is 'Teacher-led collaborative modelling in academic L2 writing courses' with a date of 8/19/24. The second source is 'Belemnoidea' with a date of 5/20/24. The third source is 'Mars: Everything you need to know about the Red Planet' with a date of 4/3/24. The fourth source is 'A Brief History of Time' with a date of 11/21/23. At the bottom of the page, there are links for 'FAQ', 'Feedback', 'Terms', 'Privacy', and '© 2024 Scribble'.

# Install the Scribe Browser Extension

1 Go to Help

2 Click Install the  
Toolbar



# Resources & Supports



## Scribe Help Center:

search for help articles that can guide you through using Scribe.



## Submit a Help Ticket:

contact us directly and let us know what your issue is. We got you covered!



**In app tours:** use these to get a walk through of key workflows all in the app!

**NEW!**



**HelperBot:** AI-powered support for students & educators



# Agenda

Introductions & Overview

Why Scribe?

Getting Started:

- Support Resources
- Logging in
- Navigation

**Library & Annotation Features**

Creating an Assignment

Wrap up & Next Steps



# Scribe Demo

What's in a library?

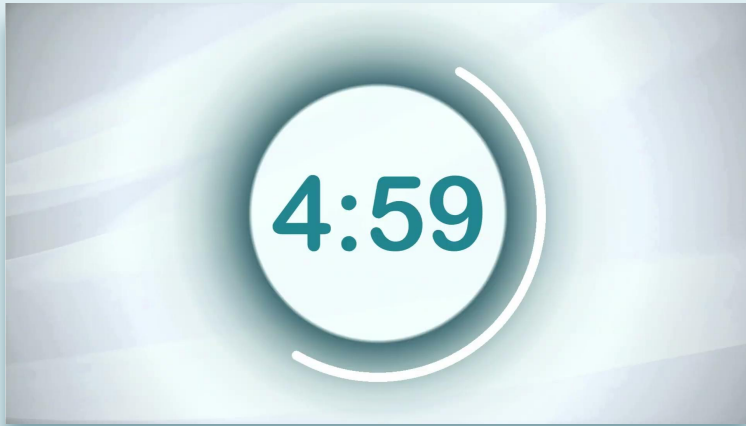
Using the Scribe toolbar

1 click bibliography

# Practice

Now it's your turn!

- Navigate to an online source
- Save the source to your library
- Use two annotation features
- Check the citation information
- **Add the source to your bibliography**



# Questions?





# Agenda

Introductions & Overview

Why Scribe?

Getting Started:

- Support Resources
- Logging in
- Navigation

Library & Annotation Features

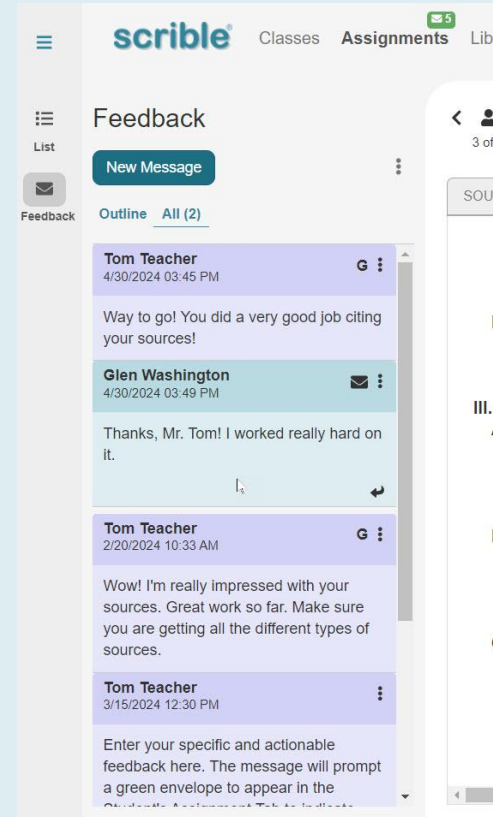
**Creating an Assignment**

Wrap up & Next Steps

# Assignments

Assignments allow you to...

- Set requirements for sources and bibliography
- Track progress of your students
- Intervene along the way
- Give targeted feedback



# Assessing Progress in Scribe

- **Student Progress:** Assess progress against goals; maximize class time with data driven instruction.
- **Class Progress:** Quickly assess overall progress within the stages of an assignment.
- **Proof of Process:** Track time spent on different stages of assignments; mitigate AI plagiarism.

Overview Student Progress Class Progress Proof of Process

Student Progress on Assignment Goals Click column headers to sort.  
Click pie charts to expand.

Student	5+ sources curated	Curated source categories	Curated source types	5+ sources cited	Cited source categories	Cited source types	750+ words written
Jimmy Doe	9			9			0
Sally Smith	9			0	No data	No data	0
Glen Washington	5			0	No data	No data	0
Julia Thompson	12			12			0
Tony Fohey	9			7			0
Sandy Student	18			18			636
Sandy Student Edu 1	13			13			1998
College Student	6			6			0
Orla Dearee	11			11			0

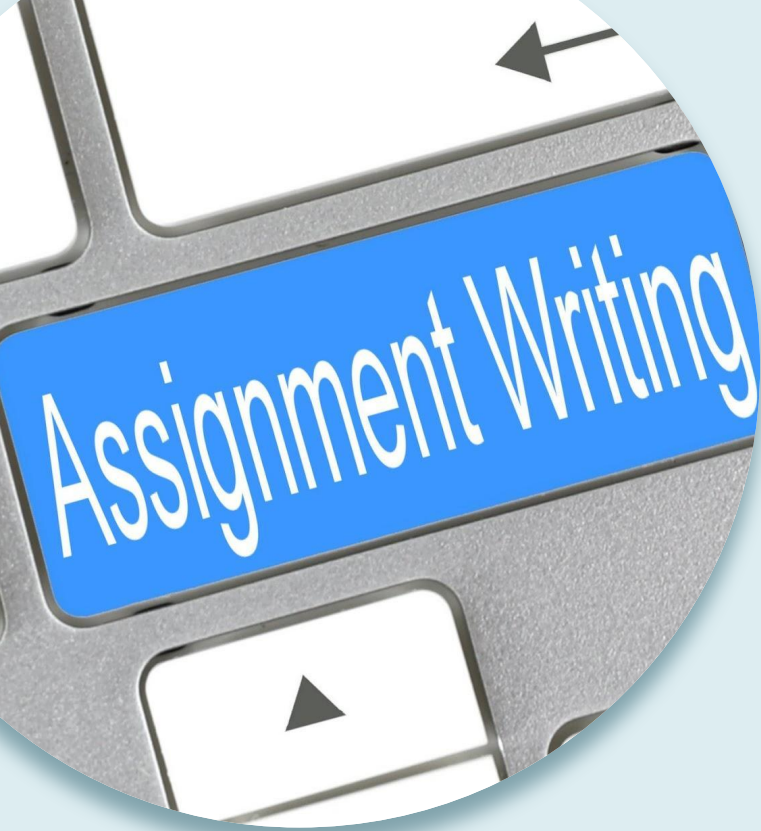
# Creating Assignments

## In Scribe

- Create assignments in Scribe easily
- We will demo this process today

## In Canvas!!

- We have a new assignment integration with Canvas!
- Only create assignments ONCE!



## Scribe Demo

Creating and viewing  
assignments

# Questions?





# Agenda

Introductions & Overview

Why Scribe?

Getting Started:

- Support Resources
- Logging in
- Navigation

Creating an Assignment

Library & Annotation Features

**Wrap up & Next Steps**

# More Scrible at URSA!

**Thursday,**

**July 10th**

Scrible 101: Free  
Research and  
Writing Platform for  
Newbies, 11:10am

Scrible 102:  
Scaffolding Research  
and Writing in ELA and  
Social Studies, 1:40  
pm

**Friday,**

**July 11th**

How to Solve the AI  
Plagiarism Problem:  
Process over  
Product, 9:45am

Scrible: Elevate  
Student Research  
and Writing in Your K-  
12 Classroom,  
11:00am

# Wrap Up & Next Steps

## What we did today

- Login and setup
- Create an assignment
- Annotate an article

## Do Now

- [Feedback survey](#)
- Introduce Scribe to your students!

