

The background features a variety of colorful, abstract shapes and patterns. In the top left, there's a pink shape with white cutouts. Next to it are three light blue sparkles. To the right, there are purple and orange wavy lines. Further right is a large light blue shape with an orange wavy line. At the bottom, there are yellow and orange shapes, a pink shape, and a light blue shape with white dashed lines.

SINGING GAMES FOR THE CLASSROOM

URSA 2025

Presenter: Katie Hejazi-Far



INTRODUCTION

Hi! I'm Katie. I'm a music educator, clinician, mentor, and integration specialist. I love helping teachers and sharing resources.

SESSION GOALS


Learn about fun, practical strategies that support learning through music




STAY CONNECTED WITH ME



@hellomissmusicteacher



hellomissmusicteacher@gmail.com



WHY INTEGRATE THE ARTS?

- The arts enhance engagement, memory, and motivation
- Music and movement can support diverse learners (ELLs, kinesthetic, auditory learners)
- Singing games help develop social-emotional skills, collaboration, and focus
- Cross-curricular music activities reinforce content in authentic, joyful ways
- Integrating the arts is not "one more thing"—it's a way to deepen and support existing instruction



Think of a time a song helped you learn something.
What made it stick?





HOP OLD SQUIRREL

Integration Focus: Math- Counting, Skip Counting

LYRICS

Hop old squirrel, eidleum, eidleum

Hop old squirrel, eidleum, dum (or dee)

Hop old squirrel, eidleum, eidleum

Hop old squirrel, eidleum, dee!

(REPEAT)



HUNT THE COWS

Integration Focus: Math– Counting, Addition and Subtraction

LYRICS

Wake up you sleepy heads and go and hunt the cattle
Wake up you sleepy heads and go and hunt the cows
The cows are lost,
The sun is warm,
I think I'll stay,
'Till they come home.

MOVEMENT

Skip around the room
Skip around the room
Down on one knee
Down on the other knee
Both elbows down, chin on hands
Head down, eyes closed
(subtraction herding dog)

LAYERING OSTINATO

Integration Focus: Moon Phases



What is an ostinato?

**An ostinato is a
pattern that repeats**



**How do I create an
ostinato?**

**For this activity, your ostinato will
be four beats long and based on a
phase of the moon.**



FOR EXAMPLE...

“Phases of the moon”

This will be our first ostinato.

**How can we say the phrase above
in only four beats?**



FOR EXAMPLE...



Phases

of the

moon





YOUR TURN!!

Moon Phases:

You are going to take one phase and create an ostinato.





Directions

- 1) Get into groups of 3-4 depending on the class size. (8 groups total)
- 2) One group member comes and picks a moon phase from Mrs. H's phase cards
- 3) Whole group must agree on the ostinato
 - a) You can notate your ostinato if you are able
- 4) Practice the ostinato as a group
- 5) Perform ostinato for the class
 - a) Class will perform "Phases of the Moon" ostinato with your group's creation
- 6) If time: we will layer the ostinatos together

RAPS/POEMS/SONGS

Integration Focus: Water Cycle

LYRICS

Water travels high up in the sky
forming clouds as it floats on by.
Then it falls down as rain or snow,
Giving plants a drink to help them grow.

Some water runs in rivers and streams,
While some soaks into the ground, it seems.
Sunshine warms it, it turns into vapor,
and the water cycle starts all over.



RAPS/POEMS/SONGS

Integration Focus: Landforms

LYRICS


Utah's land, so wild and grand,
Mountains reach up, like giants stand.
Buttes rise tall, with cliffs so steep,
They watch over valleys, where secrets keep.

Arches form, like nature's art,
Canyons deep, a thrilling part.
Landforms diverse, a wondrous sight,
Utah's beauty shines so bright.



Video unavailable
Watch on YouTube





OH A HUNTING WE WILL GO

CVC– Rhyming

CVC Rhyme Matching

CVC Rhyme Creation

Check out the lesson plan in the resources folder for details.

We're Going on a Bear Hunt
Michael Rosen Helen Oxenbury



National Bestseller—More Than One Million Copies Sold!

GOING ON A LETTER HUNT

Letter Recognition

Shape Recognition— move like the shape, i.e.
move like a circle, square, etc...
(not in lesson plan)

Check out the lesson plan in the resources
folder for details.

FAVORITE RESOURCES

Beth's Notes
Supporting + Inspiring Music Educators 

You can sort through age appropriate songs by theme.



**BEVERLEY
TAYLOR
SORENSEN**
ARTS LEARNING
PROGRAM

BTsarts.org- You can sort through integrated lesson plans by grade level, art form, and subject matter.

