



MAKING THE MOST OF SCHOODOLOGY TO ASSESS STUDENT LEARNING




Michelle McDaniel
Ed Tech Coach
785-717-4116







USD 475 STRATEGIC PLAN CONNECTION




Goal 1: Equitably support the academic learning of all students.



Goal 2: Equitably address the social emotional needs of all students.



Goal 3: Create opportunities to enhance family and community engagement in an equitable manner that allows for participation for all.



Goal 4: Develop a plan to recruit, retain, and support high quality staff that reflects our community.



SCHOODOLOGY ASSIGNMENTS



- Simple assignments can be created in Schoology where students upload/submit the requested file/file type.
- OneDrive assignments can be created by connecting a file from your OneDrive to the assignment setup in Schoology.
- Annotations assignments can be created so that students can annotate a document - works well with PDF files.















GENERATING CONTENT WITH POWERBUDDY



Generate content with PowerBuddy

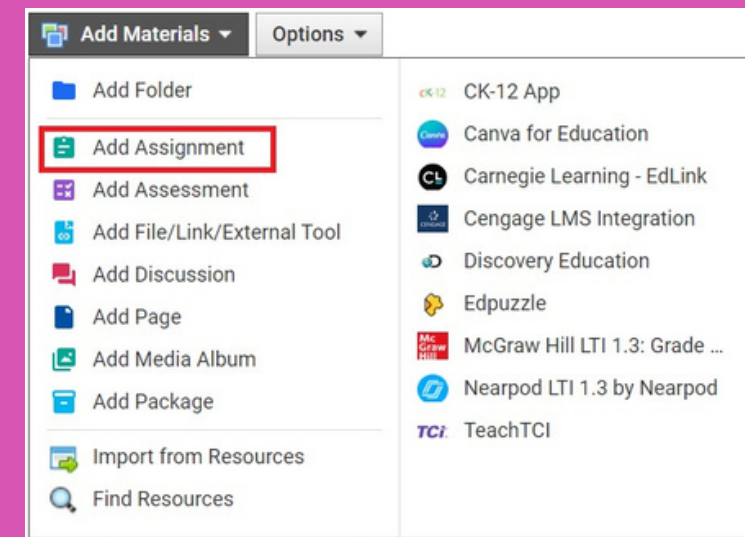
-  **Discussion questions**
Create engaging questions to start class discussions and promote critical thinking.
-  **Worksheet generator**
Design tailored practice worksheets for students to reinforce key skills.
-  **Classroom activities**
Create classroom activities to engage students in learning through practice and application.
-  **Knowledge check**
Generate short, engaging questions or prompts to reinforce a lesson or assess prior knowledge.
-  **Academic content**
Generate original academic content such as passages customized to the criteria of your choice.
-  **Exemplar/ non-exemplar**
Create high and low quality examples to set expectations and improve student performance.
-  **Proofreading passage**
Create a passage with errors for students to revise.
-  **Math word problems**
Create custom math word problems to challenge students with real-world scenarios.
-  **Mnemonic**
Create memorable mnemonics to help students retain difficult information.
-  **Science lab**
Generate step-by-step science experiments to engage students in hands-on learning.

ONEDRIVE ASSIGNMENTS



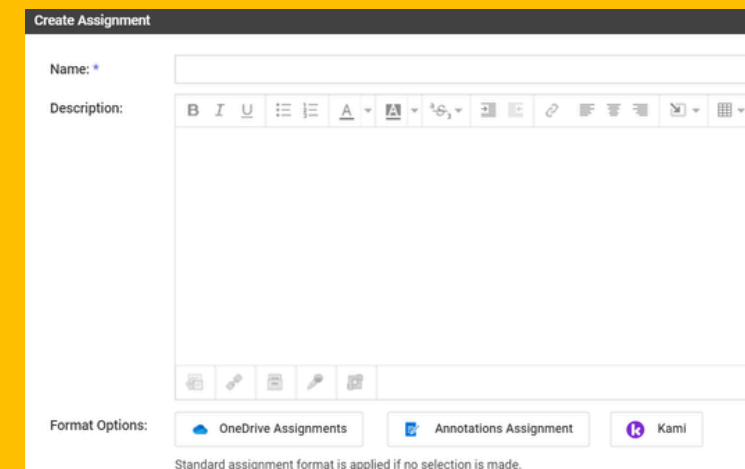
- OneDrive assignments allow you to attach a document (Word, PowerPoint, Excel) from your OneDrive for students to work on.
- When students open the assignment, a copy of the document will be created for each student within a folder in your OneDrive.
- OneDrive assignments are great because you can monitor a student's progress on the assignment within Schoology.

1.



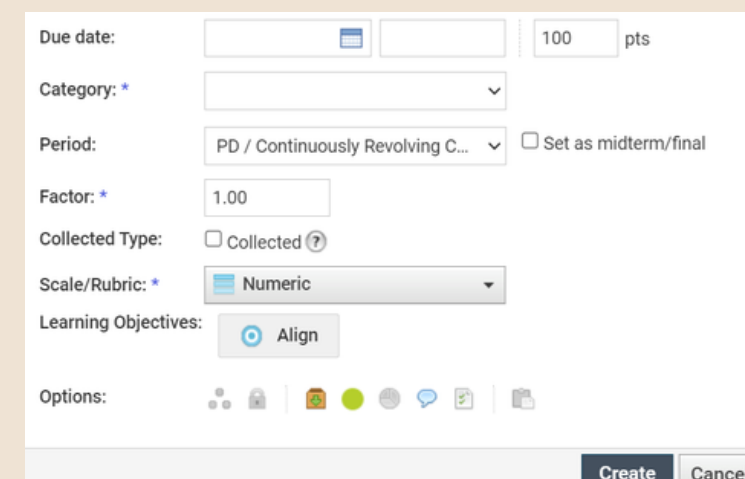
- Click Add Materials
- Choose Add Assignment

2.



- Add a title
- Add a description. It can sync to Skyward.
- Click OneDrive Assignments and choose the file you want students to work in.

3.




- Add a Due Date
- Add category for grading
- Select Scale/Rubric for grading
- Learning Objectives
- Check Options

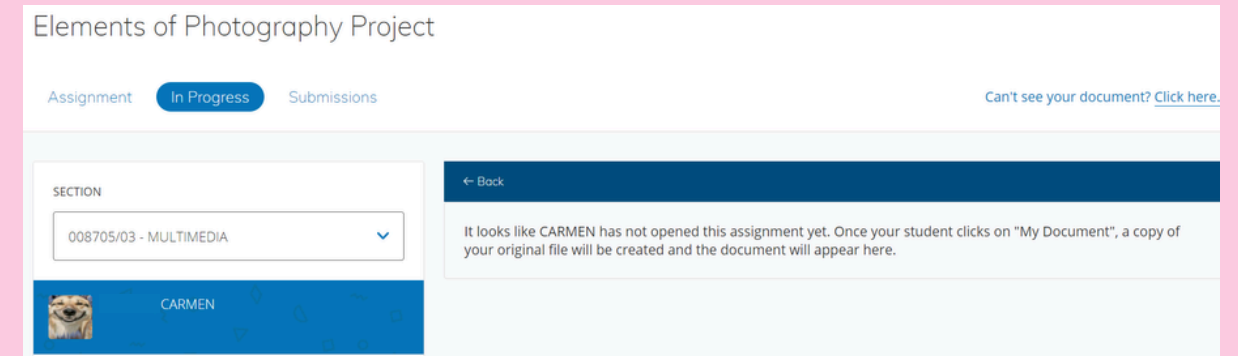


GRADING ONEDRIVE ASSIGNMENTS

- OneDrive assignments allow you to progress monitor students to see if they have opened the assignment and to see what they have completed on the assignment.
- You can view the file right on your Schoology Screen or you can choose to Open the file on your computer to get more detail if needed or markup the document for additional feedback beyond the grade.
- When you are done grading the student grade will be at the top. If you used a rubric students can click into the rubric to see where they may have lost points.



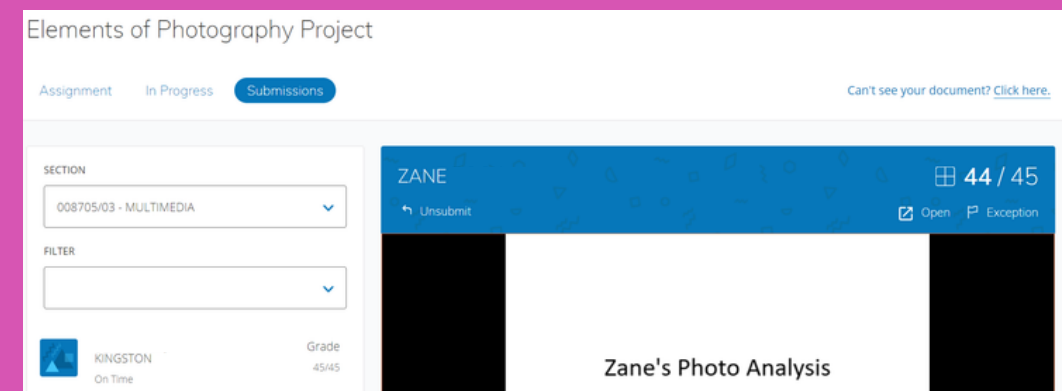
1.



See who has not started the assignment yet.



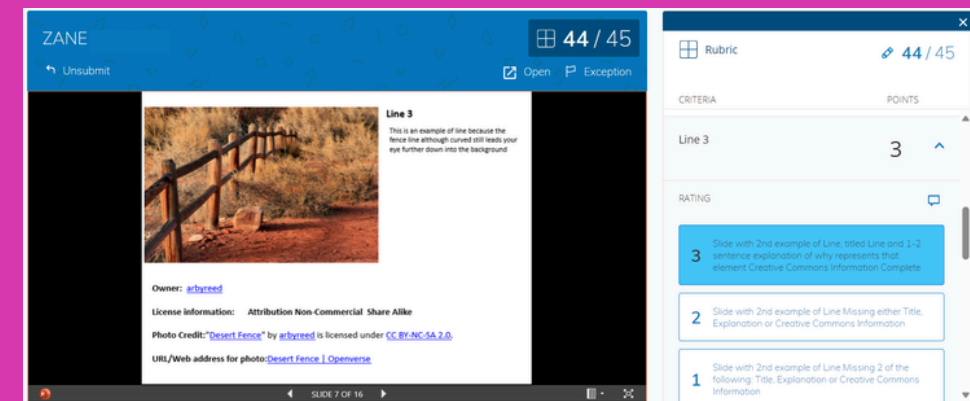
2.



See and grade submitted assignments.



3.



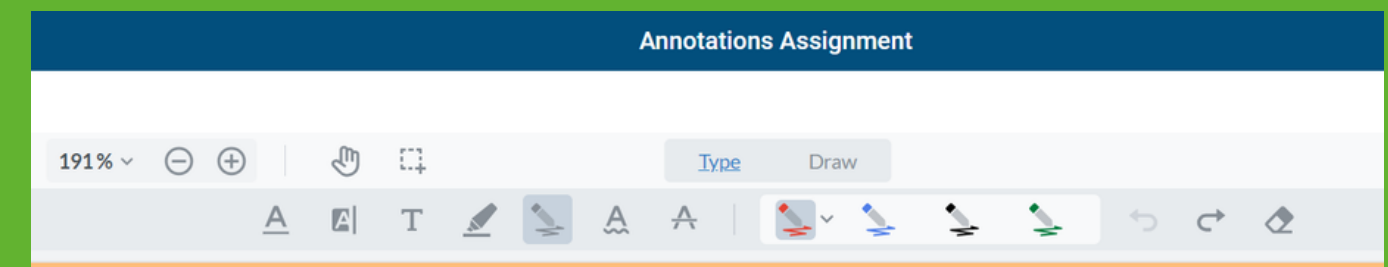
Teaching and grading with rubrics helps students understand how they are being assessed.

ANNOTATIONS ASSIGNMENTS

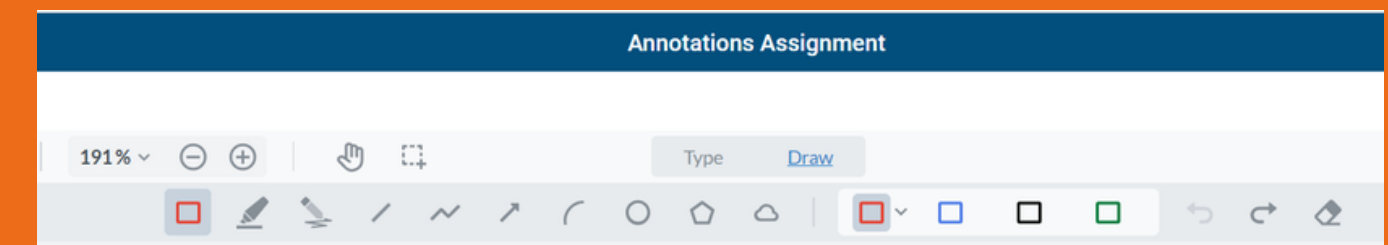


- Annotations assignments allow you to assign a variety of documents to annotate.
- Students have the option of Typing or Drawing tools.
- Typing tools include:
 - Underline - Straight & Squiggle
 - Highlight
 - Text
 - Strikeout
 - Freehand - highlight & Pen
- Drawing tools include:
 - Shapes
 - Highlighter
 - Pen

1. Typing Tools



2. Drawing Tools



Click to view District YouTube Resources:
[Teacher Setup Tutorial](#)
[Student Side Tutorial](#)



SCHOOLGY ASSESSMENTS



Schoology Assessments offer a variety of questions beyond the typical question types commonly used.

For more information on setup of each question type Schoology has a YouTube playlist of short videos for each question type available. [Click here](#) to access that playlist.



SCHOODOLOGY ASSESSMENT REPORT



The report will show the questions based on student performance by question.

- You can see:
 - The question
 - The question type
 - Points possible
 - Average score



SCHOOLOLOGY ASSESSMENT REPORT - GRAPHS



Schoology Assessments will provide graphs of the student's progress.

- Overall assessment score
- Performance by question
- List of questions by student performance
- You can export and print this information
- Allows for reflection on question quality
- Gives insight into if reteaching is needed



SCHOODOLOGY MASTERY REPORT




- Attaching standards to assignments and assessments will create the Mastery Report
- This report will show if the students mastered the standard
- This is not the student's grade or how they scored. It is how they performed on items attached to the standard.

ELA.9.RC.1.RF	ELA.9.V.6
60.79%	56.86%
☆ 66.67%	33.33%
33.33%	☆ 50%
-	-
☆ 66.67%	☆ 66.67%
☆ 66.67%	☆ 66.67%
☆ 100%	☆ 50%
-	-
-	-
33.33%	16.67%
☆ 66.67%	☆ 50%
0%	☆ 50%



DISCUSSION BOARDS AS ASSIGNMENTS



Discussion Boards are a great way to create discussions in your classroom. Although, they can be so much more:

- They are also a great way to showcase student work for the whole class to see.
- You can have students add files like photos/videos for other students to view, links to sites outside of Schoology where student work can be seen.
- When you have students showcase their work on a discussion board you can encourage other students to leave questions or positive feedback to classmates.
- You can also grade from the discussion board by choosing Enable Grading. Grading can be done with simple points possible or a rubric.



FRONTLINE/PROFESSIONAL DEVELOPMENT CREDIT



- ENSURE THAT YOU HAVE REGISTERED FOR WINFEST 26 IN THE FRONTLINE DISTRICT CATALOG.
- COMPLETE THE KNOWLEDGE EVALUATION AND MARK THE ACTIVITY COMPLETE WITHIN 30 DAYS.

THANK YOU!

**Contact myself
or your building
Ed Tech Coach
for additional
help!**



Name	LAURA KEIM
Email Address	laurakeim@usd475.org
Phone Number	717-6616
Assigned Building(s)	Fort Riley, Milford, Spring Valley, Ware Elementaries



Name	KRIS CASTILLO
Email Address	kristinacastillo@usd475.org
Phone Number	717-4071
Assigned Building(s)	Eisenhower, Seitz, Sheridan, Washington Elementaries



Name	TYLER MANWARREN
Email Address	tylermanwarren@usd475.org
Phone Number	717-6689
Assigned Building(s)	Early Childhood Center; Grandview, Lincoln, Westwood Elementaries; HD Karns Building



Name	MICHELLE MCDANIEL
Email Address	michellemcdaniel@usd475.org
Phone Number	717-4116
Assigned Building(s)	Fort Riley Middle School, Junction City Middle School, Morris Hill Elementary



Name	KELLI FRANCIS
Email Address	kellifrancis@usd475.org
Phone Number	717-4289
Assigned Building(s)	Junction City High School

**Michelle McDaniel
Ed Tech Coach
785-717-4116**