

SAVE THE DATE!
WIN *Fest* '26

MONDAY, FEBRUARY 16, 2026
JUNCTION CITY HIGH SCHOOL



Making Classroom Screen Work for You!

Samantha Garner and
Michelle McDaniel
FRMS

USD 475 Strategic Plan Connection

- Goal 1: Equitably support the academic learning all students.
- Goal 2: Equitably address the social emotional needs of all students.
- Goal 3: Create opportunities to enhance family and community engagement in an equitable manner that allows for participation for all.
- Goal 4: Develop a plan to recruit, retain, and support high quality staff that reflects our community.

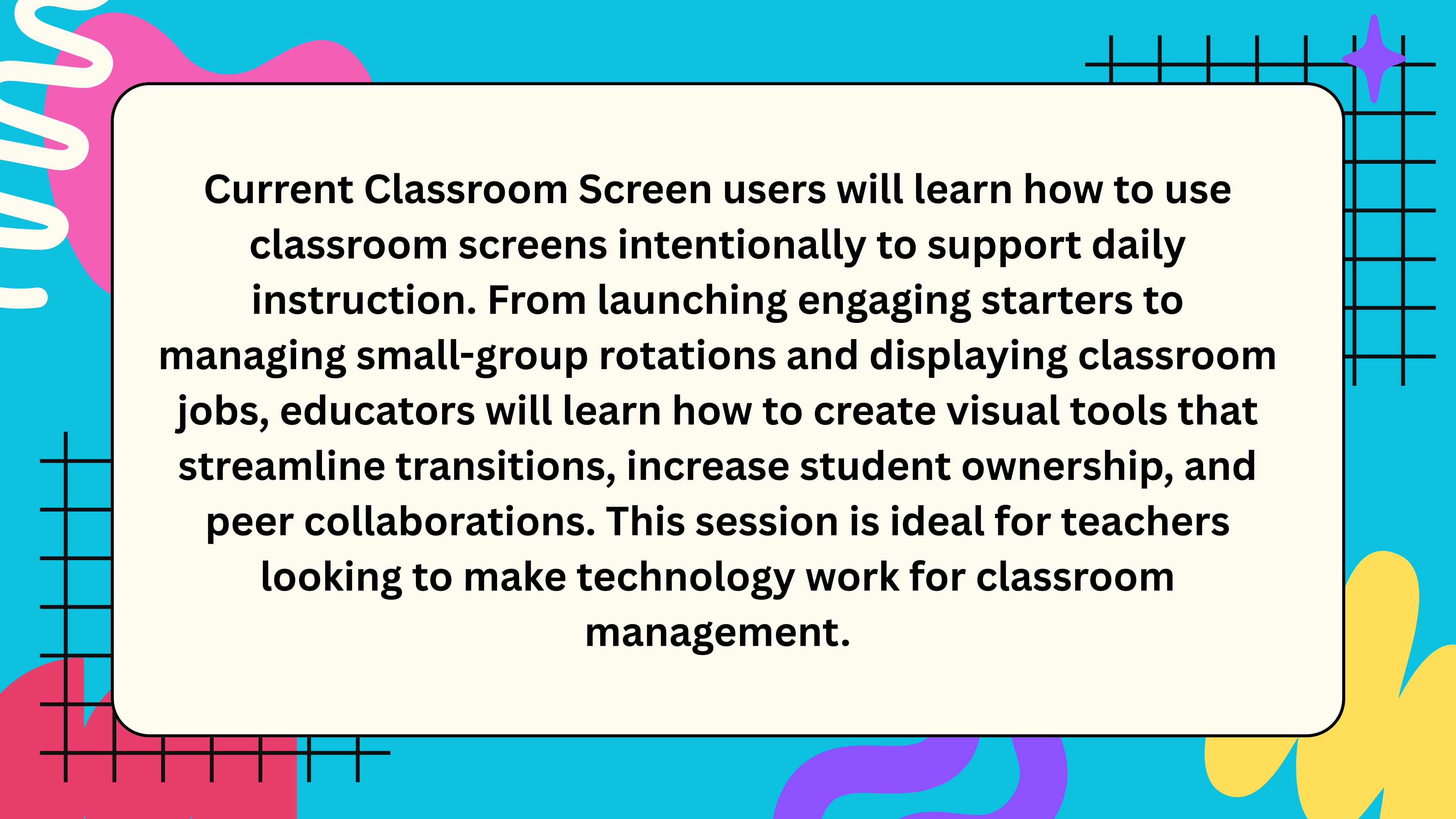


Making Classroom Screen Work for you!

Tips and Tricks for Current Classroom Screen Users

Presented by:
Samantha Garner and Michelle McDaniel





Current Classroom Screen users will learn how to use classroom screens intentionally to support daily instruction. From launching engaging starters to managing small-group rotations and displaying classroom jobs, educators will learn how to create visual tools that streamline transitions, increase student ownership, and peer collaborations. This session is ideal for teachers looking to make technology work for classroom management.



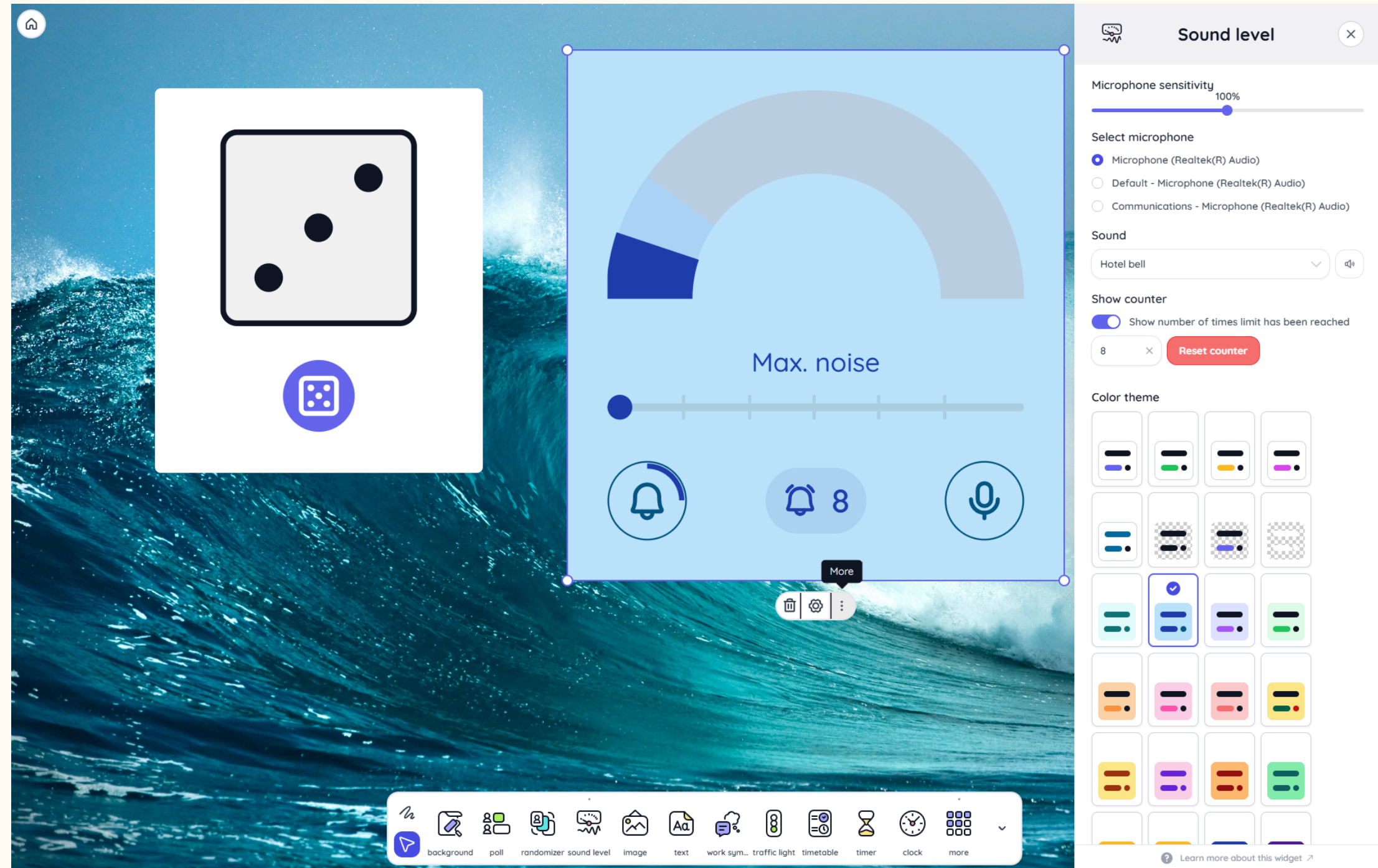
Training Overview

What We Will Cover Today

In this training, we will explore some features of classroom screen and how to apply them to your classroom.

- Starters
- Assessments
- Stations
- Seating Charts
- More

C - 2, Share Ideas With Group
H - Ask Questions Throughout
A - Learning About Classroom Screens
M - As Needed, You Are adults
P - Engaged in Conversation
S - Success



Sound Control and Dice

What's going on today



Same Seats



Get Supplies



Grab New Bellwork Paper




Complete Bellwork



Look Over Review and think of questions you want to ask.

You Need:



06:00



SMART START

C

VOICE LEVEL 1

H

WORK THROUGH THE PROBLEMS ON YOUR OWN

A

COMPLETE PROBLEMS

M

DIRECT PATH TO YOUR SEAT/SUPPLIES

P

COMPLETING ASSIGNED TASKS ON YOUR OWN

S

SUCCESS

Learning Targets:

Students will apply their knowledge of algebraic thinking by writing, identifying, and solving equivalent expressions and equations with variables.

City Sports Arena is hosting a basketball tournament, where multiple games (g) are played at the same time on different courts. Each game requires 2 referees (r). Which equation models the total number of referees required for the tournament?

$2r = g$

$2g = r$

$\frac{g}{2} = r$

$\frac{2}{r} = g$

Starter

The screenshot shows a digital interface for assigning classroom jobs. It features a grid of 12 job categories, each with a red header and a list of student names. A central timer displays 05:00. The interface includes navigation icons at the top and bottom, and a 'Shuffle' button at the bottom center.

Trash	White Board	Bank	Books
DAVIAN	BRADY	COLE	LIAM
PARKER	SAMARYA	EMMA	JACK C.
	JACK W.	SHARON	

Pencils	Tables and Chairs	Glue/Scissors	Sharpeners
ADDISON	SCOTT	ELLIE	JOHANE
AUBREE	BRYCE	ISAAC	LUCIAN

Manipulatives	Highlighter	Headphones	Sweep
GRACELYN	ATIMALALA	AUBREY	LILLIAN
SEBASTIAN	SHANE	NOAH	DOMINICK

Shuffle

05:00

< 9/10 >

Classroom Jobs

- Checklist:
1. Same Seats
 2. Find your supplies
 3. ready store
 4. Speedy Animals
 5. Turn it into the bin
 6. Missing Work
 7. Extra Credit
 8. MyPath (Should be at 32)



SMART START

- C** VOICE LEVEL 1
- H** WORK THROUGH THE PROBLEMS ON YOUR OWN
- A** COMPLETE PROBLEMS
- M** DIRECT PATH TO YOUR SEAT/SUPPLIES
- P** COMPLETING ASSIGNED TASKS ON YOUR OWN
- S** SUCCESS

GROUP WORK

- C** VOICE LEVEL 2
- H** 3 BEFORE ME
- A** COOPERATIVE LEARNING ACTIVITY
- M** LIMITED/AS DIRECTED
- P** WORK AS DIRECTED WITH YOUR TEAM
- S** SUCCESS

Learning Targets

- . Use division to find unit rates.
- . Use unit rates to find equivalent ratios and compare ratios. This
- . Use unit rates to convert measurement units.



Work Day

You Need:



Reminders:

iReady Assignments are for a grade.

Make Good Choices and Represent FRMS well.

If you do not have a computer see Guest Teacher for Paper.

Cores 2/4/26

INDEPENDENT WORK WITH GUEST TEACHER

C VOICE LEVEL 0-1

H RAISE YOUR HAND







A INDIVIDUAL WORK

M WITH PERMISSION

P COMPLETE ASSIGNED WORK AT YOUR SEAT

S SUCCESS

To Do List

-  No Bellwork
-  Get Headphones, Pencils Scratch Paper, and Computer
-  Log on to iReady
-  Complete Teacher Assigned Interactive Practice Lesson 22
-  Complete Teacher Assigned Comprehension Check
-  MyPath

Guest Teachers

The screenshot displays a digital station management interface with a winter-themed background. At the top, there are four columns of student names, each under a station title: 'Lights', 'Hot Chocolate', 'Trees', and 'Presents'. Below these are four rows of activity cards, each with an icon, a title, and a time slot. The activities include 'Meet with Mrs. Garner', 'Homework Work Time', 'MyPath', and 'Wheel'. The interface also features a home button, a grid icon, and a page indicator '2/20' at the bottom right.

Station	Student Name
Lights	ELI
Lights	ELSA BLU
Lights	JAMAIR
Lights	KAELYN
Lights	LEXIE
Lights	LILLIAN
Lights	LYNOX
Hot Chocolate	AARON
Hot Chocolate	AXEL
Hot Chocolate	CAROL
Hot Chocolate	KYLE
Hot Chocolate	MEAGAN
Hot Chocolate	OWEN
Trees	ARYUS
Trees	HAYDEN
Trees	JENNA
Trees	KENDRICK
Trees	MAVIS
Trees	SERENITY
Presents	AIDEN
Presents	ALANA
Presents	AUTUMN
Presents	BREYDAN
Presents	JACKSON
Presents	MASON
Presents	MOLLY

Activity	Time
Meet with Mrs. Garner	11:05 - 11:17 AM
Homework Work Time	11:18 - 11:30 AM
MyPath	11:31 - 11:43 AM
Wheel	11:44 - 11:56 AM

Stations

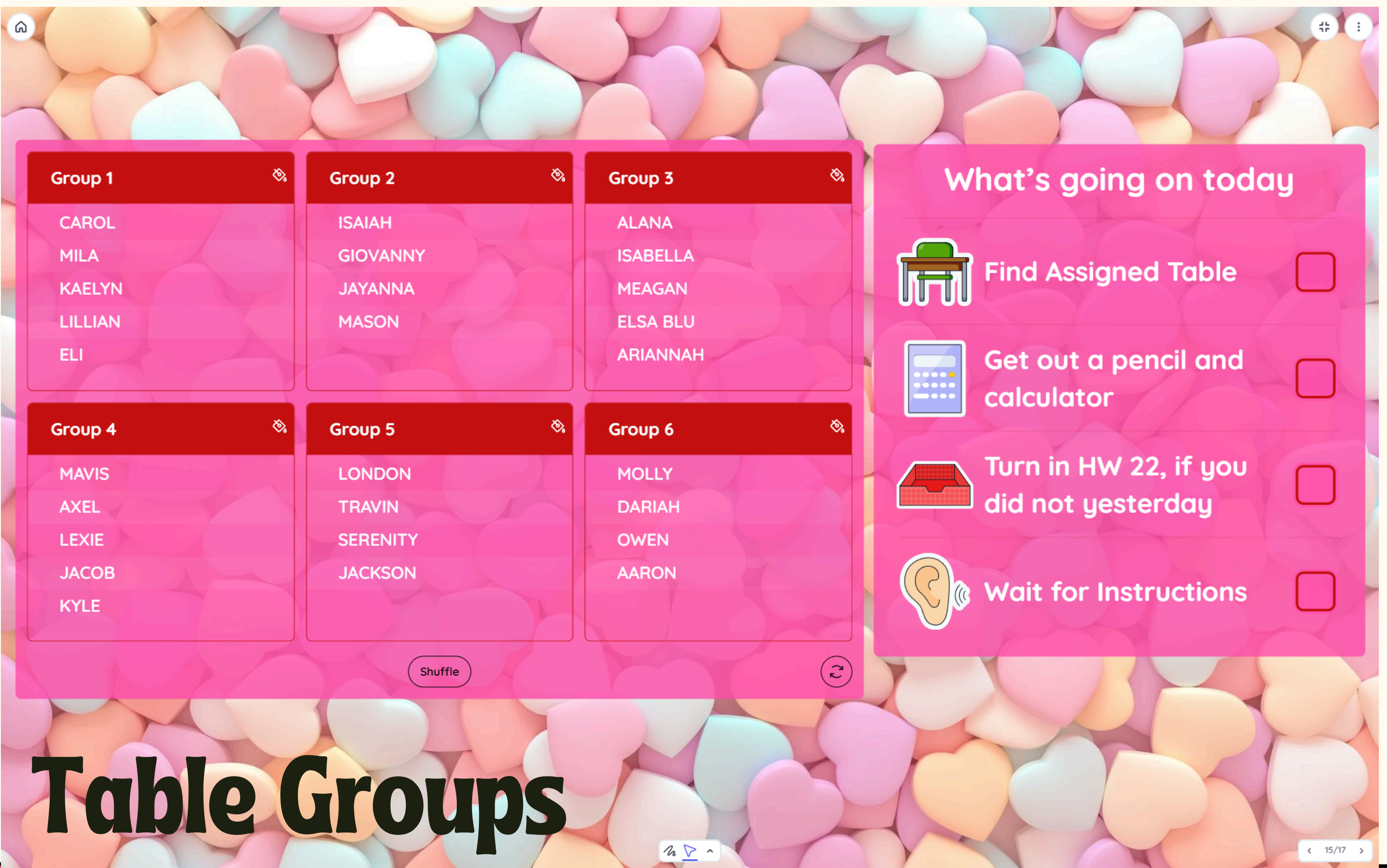


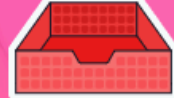



Table Groups

Group 1	Group 2	Group 3
CAROL	ISIAH	ALANA
MILA	GIOVANNY	ISABELLA
KAELYN	JAYANNA	MEAGAN
LILLIAN	MASON	ELSA BLU
ELI		ARIANNAH

Group 4	Group 5	Group 6
MAVIS	LONDON	MOLLY
AXEL	TRAVIN	DARIAH
LEXIE	SERENITY	OWEN
JACOB	JACKSON	AARON
KYLE		

- ### What's going on today
-  Find Assigned Table
 -  Get out a pencil and calculator
 -  Turn in HW 22, if you did not yesterday
 -  Wait for Instructions

Shuffle

Team 1
- + 0

Team 2
- + 0

Team 3
- + 0

Team 4
- + 0

Team 5
- + 0

Team 6
- + 0

background poll randomizer sound level image text work sym... traffic light timetable timer clock more

Scoreboard

Scoreboard type
Race

Teams [Suggestions](#)

- Team 1
- Team 2
- Team 3
- Team 4
- Team 5
- Team 6

+ Add team

Race
Points
10

Style

Increments
 1
 5

[Learn more about this widget](#)

Score Boards

10/16/25


To Do List:

1. Find and sit in your testing seats.
2. Get your supplies
3. Listen to instructions
4. Wrap Up Day/Intro to Dividing Fractions

Wrap Up List:

1. Interim
2. Finish Quiz if need be
3. Finish missing work if need be
4. Teacher assigned Lesson
5. My Path (16 Lessons by Friday)

You Need:



ASSESSMENTS

- C** VOICE LEVEL 0
- H** HELP ISLAND
- A** DEMONSTRATING YOUR LEARNING THROUGH ASSESSMENT
- M** WITH PERMISSION
- P** COMPLETE WORK INDIVIDUALLY
- S** SUCCESS

LESSON 7 LEARNING TARGETS

Add decimals using the standard algorithm.
Subtract decimals using the standard algorithm.
Multiply decimals using the standard algorithm.

I KNOW WHAT WE'RE GOING TO DO TODAY!

ASSESSMENT LEARNING TARGETS

STUDENTS APPLY THEIR KNOWLEDGE AND WORK TO THE BEST OF THEIR APPLY FOLLOWING CHAMPS AND PRIDE.

I KNOW WHAT WE'RE GOING TO DO TODAY!

LESSON 8 LEARNING TARGETS

Divide multi-digit whole numbers using the standard algorithm.
Write a remainder as a decimal.
Divide decimals using the standard algorithm.

I KNOW WHAT WE'RE GOING TO DO TODAY!

Assessments

ASSESSMENTS

C

VOICE LEVEL 0

H

HELP ISLAND

A

**DEMONSTRATING YOUR LEARNING
THROUGH ASSESSMENT**

M

WITH PERMISSION

P

**COMPLETE WORK
INDIVIDUALLY**

S

SUCCESS

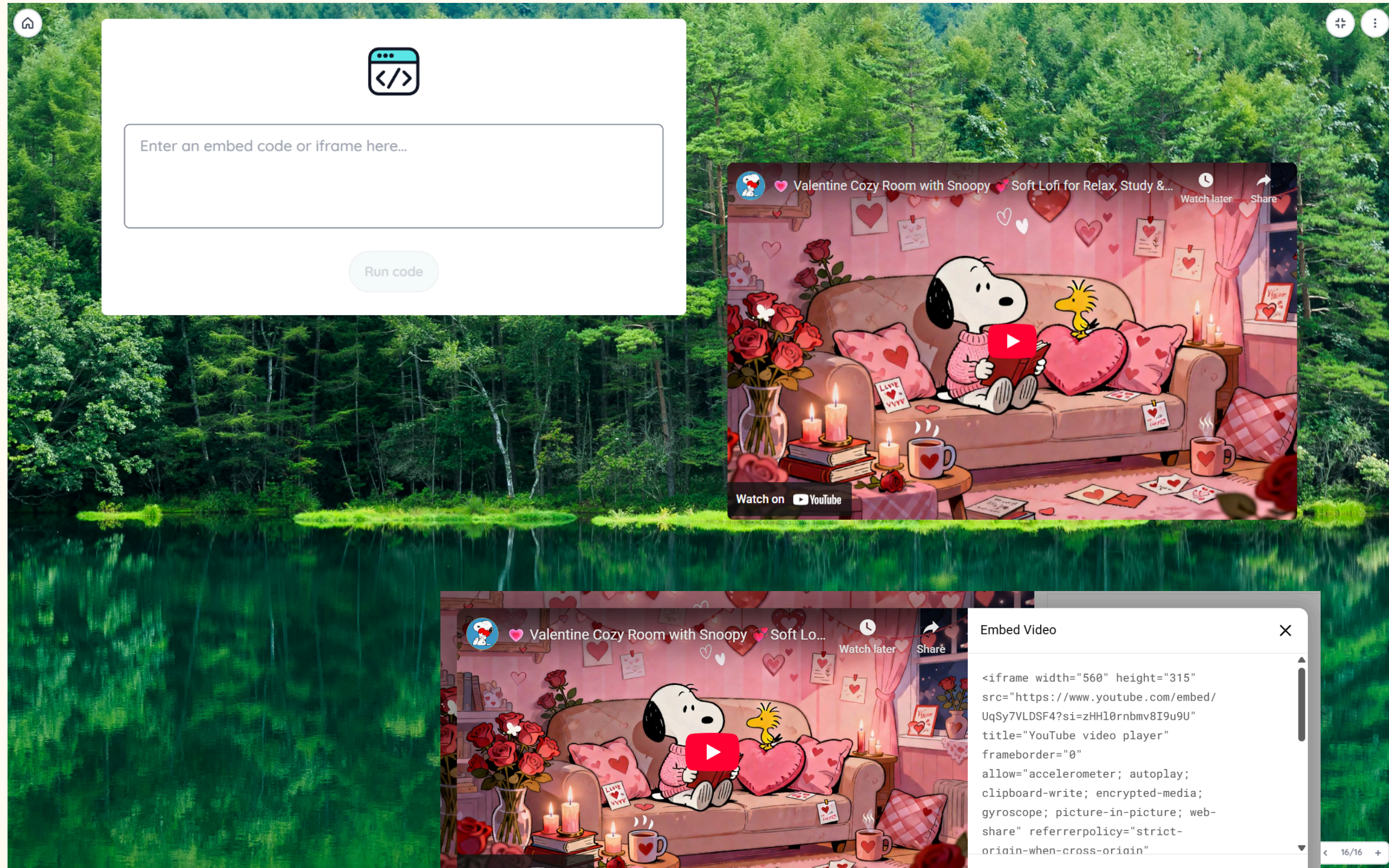
Seating Chart: 06200A/01 Prd:4 MATH

You Need:



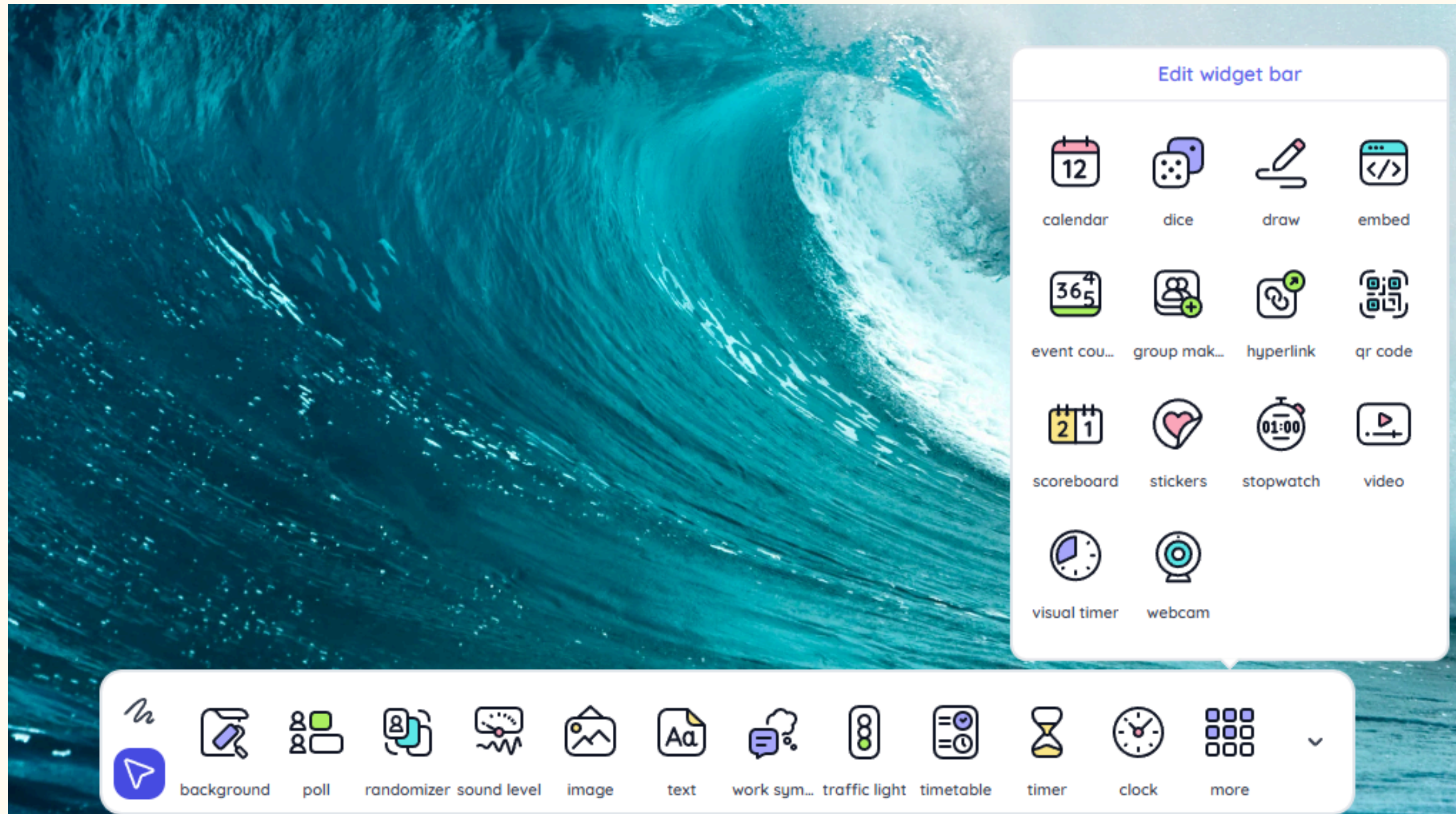
Checklist

1. Get Supplies
2. Sit in Testing Seats
3. Work on iReady Diagonosis
4. Data Talk with Mrs. Garner
5. CER Ashoka and Chinese Philosophies
6. MyPath




Embedding Videos

Classroom Screen Tools



Work Time



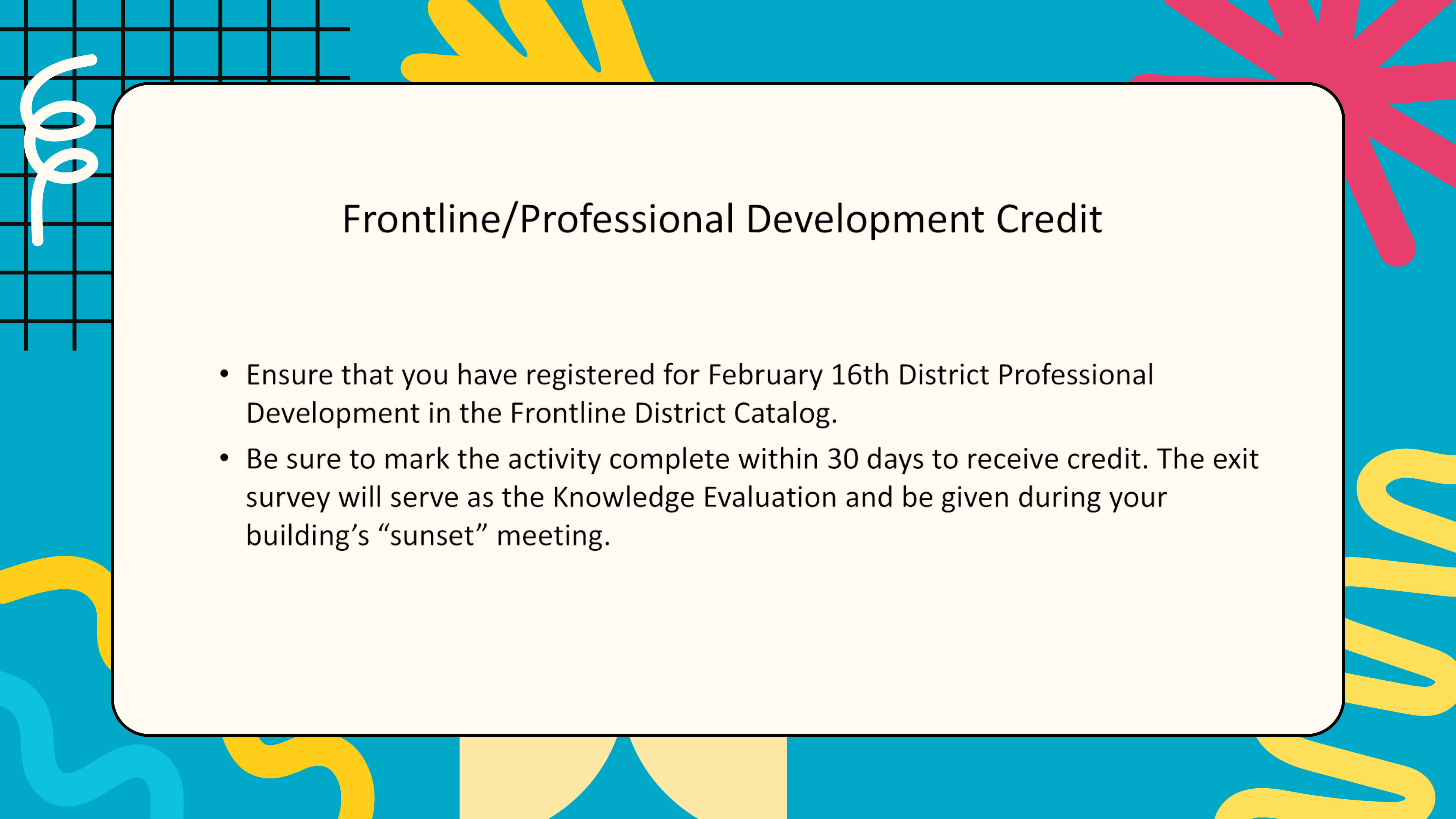
Questions



Make your Own



Make it Pretty



Frontline/Professional Development Credit

- Ensure that you have registered for February 16th District Professional Development in the Frontline District Catalog.
- Be sure to mark the activity complete within 30 days to receive credit. The exit survey will serve as the Knowledge Evaluation and be given during your building's "sunset" meeting.

Thank You!



Samanthagarner@usd475.org

Michellemcdaniel@usd475.org

